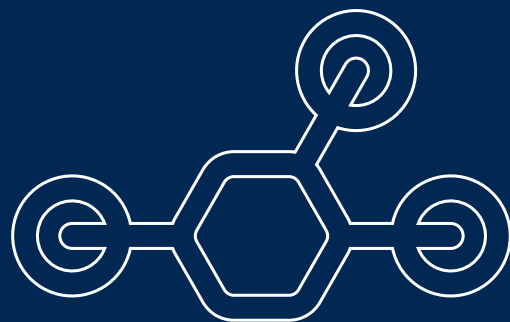




# IEC 309 HP

The synthesis of perfection



**GEWISS**



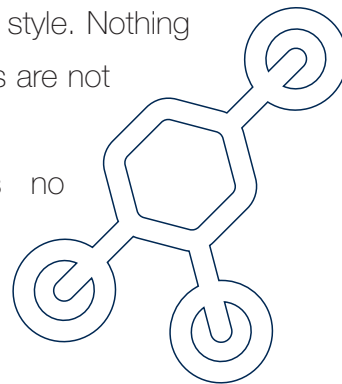
# Perfection without compromise

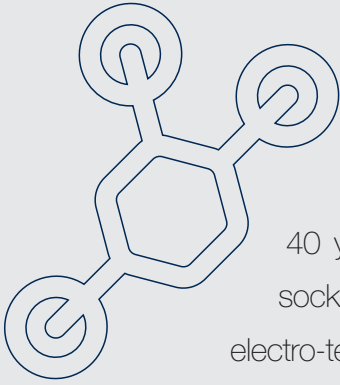
Perfection is a state of completeness and flawlessness. It's the quality of what is excellent, free of defects and with no further room for improvement. We speak of "perfection" when something is perfect in itself, in its very substance, and when it fulfils its aim.

GEWISS interprets perfection as a search for solutions that guarantee the best in terms of technology, performance, reliability, practicality and safety.

A perfection that takes on a tangible form in a range of products offering unbeatable quality of use. Where every single design choice conveys technical, practical and style excellence. Where each tiny part is designed to ensure optimum quality and style. Nothing is left to chance. Compromises are not acceptable.

Because perfection accepts no compromise.





GEWISS has always been a point of reference in the production of systems for energy distribution and management: in over 40 years, GEWISS has manufactured and sold more than 100 million socket-outlets and plugs, establishing itself as a reliable partner for the entire electro-technical market.

IEC 309 HP - HIGH PERFORMANCE is a complete range of straight plugs and straight and flush-mounting socket-outlets for currents from 16A to 125A with an IP44/IP54 and IP66/IP67 degree of protection (the straight versions have also a degree of IP68/IP69, unique worldwide). The product is at the top of its segment in terms of reliability, practicality,



performance and technical characteristics when it comes to industrial connections. The devices are distinguished by their coordinated, modern, practical design that makes them instantly recognisable and adds extra value to the entire GEWISS system of industrial connections.


The new GEWISS range is based on three elements: three atoms that together form a single molecule. Three key features that guided the technical and style development of each part. To ensure an innovative, perfect product.

Reliability, practicality, performance: with the IEC 309 HP range, perfection has found its ideal form.

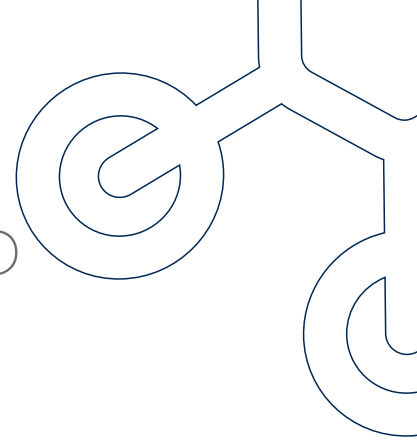


**63**  
**125**

**16**  
**32**



# The IEC 309 HP range



## Plugs

16  
32

63  
125



Straight  
IP44 / IP54



Straight  
IP66 / IP67 / IP68 / IP69



Straight  
IP44 / IP54



Straight  
IP66 / IP67 / IP68 / IP69

## Socket-outlets

16  
32

63  
125



Straight  
IP44 / IP54



Straight  
IP66 / IP67 / IP68 / IP69



Straight  
IP44 / IP54



Straight  
IP66 / IP67 / IP68 / IP69



10° flush-mounting  
IP44 / IP54




10° flush-mounting  
IP66 / IP67



10° flush-mounting  
IP44 / IP54



10° flush-mounting  
IP66 / IP67



#### 4 IP degrees for total protection 16 32 63 125

Apart from the IP66/IP67 degrees of protection envisaged by current Standards, the IEC 309 HP plugs and connectors have two additional degrees of protection - the first and only situation of its kind in the electrotechnical field: IP68 and IP69. The IP68 level allows the product to be immersed at considerable depth, while IP69 ensures that dust or liquids cannot enter, even with notable pressure at high temperatures. In addition, the nickel-plating on plug pins and sleeves offers the best protection against corrosion, oxidation and abrasion, even in applications with critical environmental conditions or in the presence of aggressive substances (e.g. marine/port installations). These characteristics reveal the excellent quality of the product, guaranteeing first class performance throughout its lifecycle.



#### Excellent resistance to stress 16 32 63 125


The structural design includes rubberised surfaces the areas most at risk of knocks, and the use of high performance technopolymers. In this way, the socket-outlets and plugs offer optimum resistance to mechanical stress (IK09, equivalent to 10J), even at low temperatures (down to -25°C) and in real heavy-duty conditions. This means the range guarantees performance levels markedly higher than both regulations and market standards.

#### Easy, secure wiring 16 32 63 125

To make the wiring operations quicker and easier, the products of the IEC 309 HP range are supplied with oriented terminals and fully loosened screws and lockscrews. The tip of the tightening tool is “caged” in the terminal seat to avoid any risk of it slipping and causing injury. The earth terminal is raised above the others to ensure maximum safety. The 63 and 125A versions are equipped with screw plate terminals with indirect tightening for optimum contact surface and pressure, even when using non-terminated cables.







### Secure body/grip closure 63 125

In the 63-125A versions, the body-grip closure system (using stainless steel screws in brass inserts) ensures the right closure pressure and stability of the sealing gaskets in the various conditions of use and strain, even after being re-tightened again and again. For the utmost reliability of the body-grip coupling, the screws are fitted with an anti-slackening device; they are captive, and are supplied already loosened. The inserts have a wider contrast flange and are “embedded” in the straight connectors/plugs body. This type of coupling requires no particular rotation or handling, even when using cables with a larger section or insulation.

### Safe, easy and comfortable use 16 32 63 125

The special shape and the rubberised surfaces in the 63 and 125A versions ensure the best possible grip in any usage conditions, even when wearing work gloves and in the presence of water or moisture. The integration of the dual cable gland and cable clamp function in one single device drastically reduces installation times, resulting also in improved practicality and ease of cable tightening (even by hand). In the 63-125A versions, the rear part of the ring nut has a wide, firm base for safe opening and closing operations using tools. The nib on the body of versions up to 63A can be used as a coupling point for hanging the products up while it's being used.



# Performance & Practicality




## Green materials 16 32 63 125

To ensure greater safety for people, animals and electrical safety equipment in the event of a fire, all the products of this range are made from halogen-free materials (in accordance with EN50267-2-2). The technopolymers also guarantee high resistance to UV rays and chemical agents.


## Innovative, quick assembly 16 32

The SAFE LOCK body/grip closure system (common to all the 16-32A mobile versions) uses ¼ turn rotation coupling and anti-slackening friction. Closure is guaranteed by a ¼ turn safety screw that does not weaken with from repeated use. The user-friendly references on the product itself, and the click that indicates effective closure, ensure practicality, easy use, quick assembly, and the certainty of perfect coupling.



## 16 32 Wiring times cut by half

The 16-32A versions have screw wiring and quick spring wiring. Two technologies that guarantee extremely easy wiring operations and long-lasting connections resistant to knocks or vibrations. The technical and functional solutions applied in the quick wiring versions (i.e. levers that are easy to open or close, and coloured for quick polarity identification) mean that connection times are halved compared with traditional versions.



### **16 63** **32 125** Storage protection

To ensure better protection and preservation during transport and storage, the products are individually packaged. The bar code on each pack allows the product to be identified, and also meets the latest logistic and commercial requirements.

### Solutions for any application **16 63** **32 125**


The IEC 309 HP range meets all the application needs of the industrial environment, both in terms of regulations and performance. The devices are manufactured to include every possible earth hour reference, thus opening the door to a world of new applications and installation situations in the most specialised and heavy duty contexts.





# An advanced connection system

Industrial socket-outlets and plugs, energy and service distribution terminals, boards for work sites, surface-mounting distribution boards, interlocked switched socket-outlets: GEWISS offers an integrated system of pioneering industrial connections. Products that look beyond, that are designed and built to meet every possible need - even the most complex ones. A complete, innovative range that makes GEWISS the specialist and ideal partner for energy distribution and management systems.





**IEC 309 range**

System of socket-outlets and plugs (flush-mounting, surface-mounting and 90°) and multipliers/adapters



**IEC 309 HP range**

System of low voltage industrial socket-outlets and plugs (16-125A)



**68 Q-MC range**

System of floor-mounting boards for marine and campsites



**IB range**

System of interlocked switched socket-outlets up to 125A.

## Always at your side



The systems for energy distribution and management combine perfectly with a technologically advanced selection of protection devices. Solutions to meet the varying needs in every application context and guarantee quality, safety and practicality.



With a technical/sales network, and a specific customer service, GEWISS can help professionals in the pre- and after-sales stages and in developing bespoke solutions.



GEWISS has also developed a free technical software suite for electrical sector professionals, to assist in preparing estimates and designing electrical systems.

16A AND 32A LOW VOLTAGE INDUSTRIAL PLUGS AND SOCKET-OUTLETS TO IEC 309 STANDARDS - IEC 309 HP

Rated current (In)	Rated voltage (Un)	Frequency	Poles	Reference h	Straight plugs IP44/IP54		Straight plugs IP66/IP67/IP68/IP69	
								
					Fast wiring	Screw wiring	Fast wiring	Screw wiring
16A	100 ÷ 130V	50/60 Hz	2P+E	4	GW 60 001 FH	GW 60 001 H	GW 60 023 FH	GW 60 023 H
			3P+E	4	GW 60 002 FH	GW 60 002 H	GW 60 024 FH	GW 60 024 H
			3P+N+E	4	GW 60 003 FH	GW 60 003 H	GW 60 025 FH	GW 60 025 H
	200 ÷ 250V	50/60 Hz	2P+E	6	GW 60 004 FH	GW 60 004 H	GW 60 026 FH	GW 60 026 H
			3P+E	9	GW 60 005 FH	GW 60 005 H	GW 60 027 FH	GW 60 027 H
			3P+N+E	9	GW 60 006 FH	GW 60 006 H	GW 60 028 FH	GW 60 028 H
	380 ÷ 415V	50/60 Hz	2P+E	9	GW 60 007 FH	GW 60 007 H	GW 60 029 FH	GW 60 029 H
			3P+E	6	GW 60 008 FH	GW 60 008 H	GW 60 030 FH	GW 60 030 H
			3P+N+E	6	GW 60 009 FH	GW 60 009 H	GW 60 031 FH	GW 60 031 H
	480 ÷ 500V	50/60 Hz	2P+E	7		GW 60 701 H		GW 60 735 H
			3P+E	7		GW 60 010 H		GW 60 032 H
			3P+N+E	7		GW 60 011 H		GW 60 033 H
	600 ÷ 690V	50/60 Hz	3P+E	5		GW 60 702 H		GW 60 736 H
			3P+N+E	5		GW 60 703 H		GW 60 737 H
	> 50V	100 ÷ 300 Hz	2P+E	10		GW 60 704 H		GW 60 738 H
			3P+E	10		GW 60 705 H		GW 60 739 H
			3P+N+E	10		GW 60 706 H		GW 60 740 H
	> 50V	> 300 ÷ 500 Hz	2P+E	2		GW 60 707 H		GW 60 741 H
			3P+E	2		GW 60 708 H		GW 60 742 H
			3P+N+E	2		GW 60 709 H		GW 60 743 H
440 ÷ 460V	60 Hz	3P+E	11		GW 60 710 H		GW 60 744 H	
		3P+N+E	11		GW 60 711 H		GW 60 745 H	
380V / 440V	50 Hz / 60 Hz	3P+E	3		GW 60 712 H		GW 60 746 H	
		3P+N+E	3		GW 60 713 H		GW 60 747 H	
transf.	50/60 Hz	2P+E	12		GW 60 714 H		GW 60 748 H	
		3P+E	12		GW 60 715 H		GW 60 749 H	
> 50 ÷ 250V	D.C.	2P+E	3		GW 60 716 H		GW 60 750 H	
> 250V	D.C.	2P+E	8		GW 60 717 H		GW 60 751 H	
32A	100 ÷ 130V	50/60 Hz	2P+E	4	GW 60 012 FH	GW 60 012 H	GW 60 034 FH	GW 60 034 H
			3P+E	4	GW 60 013 FH	GW 60 013 H	GW 60 035 FH	GW 60 035 H
			3P+N+E	4	GW 60 014 FH	GW 60 014 H	GW 60 036 FH	GW 60 036 H
	200 ÷ 250V	50/60 Hz	2P+E	6	GW 60 015 FH	GW 60 015 H	GW 60 037 FH	GW 60 037 H
			3P+E	9	GW 60 016 FH	GW 60 016 H	GW 60 038 FH	GW 60 038 H
			3P+N+E	9	GW 60 017 FH	GW 60 017 H	GW 60 039 FH	GW 60 039 H
	380 ÷ 415V	50/60 Hz	2P+E	9	GW 60 018 FH	GW 60 018 H	GW 60 040 FH	GW 60 040 H
			3P+E	6	GW 60 019 FH	GW 60 019 H	GW 60 041 FH	GW 60 041 H
			3P+N+E	6	GW 60 020 FH	GW 60 020 H	GW 60 042 FH	GW 60 042 H
	480 ÷ 500V	50/60 Hz	2P+E	7		GW 60 718 H		GW 60 752 H
			3P+E	7		GW 60 021 H		GW 60 043 H
			3P+N+E	7		GW 60 022 H		GW 60 044 H
	600 ÷ 690V	50/60 Hz	3P+E	5		GW 60 719 H		GW 60 753 H
			3P+N+E	5		GW 60 720 H		GW 60 754 H
	> 50V	100 ÷ 300 Hz	2P+E	10		GW 60 721 H		GW 60 755 H
			3P+E	10		GW 60 722 H		GW 60 756 H
			3P+N+E	10		GW 60 723 H		GW 60 757 H
	> 50V	> 300 ÷ 500 Hz	2P+E	2		GW 60 724 H		GW 60 758 H
			3P+E	2		GW 60 725 H		GW 60 759 H
			3P+N+E	2		GW 60 726 H		GW 60 760 H
440 ÷ 460V	60 Hz	3P+E	11		GW 60 727 H		GW 60 761 H	
		3P+N+E	11		GW 60 728 H		GW 60 762 H	
380V / 440V	50 Hz / 60 Hz	3P+E	3		GW 60 729 H		GW 60 145 H	
		3P+N+E	3		GW 60 730 H		GW 60 763 H	
transf.	50/60 Hz	2P+E	12		GW 60 731 H		GW 60 764 H	
		3P+E	12		GW 60 732 H		GW 60 765 H	
> 50 ÷ 250V	D.C.	2P+E	3		GW 60 733 H		GW 60 766 H	
> 250V	D.C.	2P+E	8		GW 60 734 H		GW 60 767 H	

For further commercial information, refer to the BUILDING catalogue.

16A AND 32A LOW VOLTAGE INDUSTRIAL PLUGS AND SOCKET-OUTLETS TO IEC 309 STANDARDS - IEC 309 HP

Straight connectors IP44/IP54		Straight connectors IP66/IP67/IP68/IP69		10° flush-mounting socket-outlets IP44/IP54		10° flush-mounting socket-outlets IP66/IP67		APPLICATIONS
Fast wiring	Screw wiring	Fast wiring	Screw wiring	Fast wiring	Screw wiring	Fast wiring	Screw wiring	
GW 62 001 FH	GW 62 001 H	GW 62 023 FH	GW 62 023 H	GW 62 201 FH	GW 62 201 H	GW 62 224 FH	GW 62 224 H	Standard use
GW 62 002 FH	GW 62 002 H	GW 62 024 FH	GW 62 024 H	GW 62 202 FH	GW 62 202 H	GW 62 225 FH	GW 62 225 H	
GW 62 003 FH	GW 62 003 H	GW 62 025 FH	GW 62 025 H	GW 62 203 FH	GW 62 203 H	GW 62 226 FH	GW 62 226 H	
GW 62 004 FH	GW 62 004 H	GW 62 026 FH	GW 62 026 H	GW 62 205 FH	GW 62 205 H (*)	GW 62 227 FH	GW 62 227 H	
GW 62 005 FH	GW 62 005 H	GW 62 027 FH	GW 62 027 H	GW 62 206 FH	GW 62 206 H	GW 62 228 FH	GW 62 228 H	
GW 62 006 FH	GW 62 006 H	GW 62 028 FH	GW 62 028 H	GW 62 207 FH	GW 62 207 H	GW 62 229 FH	GW 62 229 H	
GW 62 007 FH	GW 62 007 H	GW 62 029 FH	GW 62 029 H	GW 62 208 FH	GW 62 208 H	GW 62 230 FH	GW 62 230 H	
GW 62 008 FH	GW 62 008 H	GW 62 030 FH	GW 62 030 H	GW 62 209 FH	GW 62 209 H	GW 62 231 FH	GW 62 231 H	
GW 62 009 FH	GW 62 009 H	GW 62 031 FH	GW 62 031 H	GW 62 210 FH	GW 62 210 H	GW 62 232 FH	GW 62 232 H	
	GW 62 701 H		GW 62 735 H		GW 62 801 H		GW 62 835 H	Use with special voltages
	GW 62 010 H		GW 62 032 H		GW 62 211 H		GW 62 233 H	
	GW 62 011 H		GW 62 033 H		GW 62 212 H		GW 62 234 H	
	GW 62 702 H		GW 62 736 H		GW 62 802 H		GW 62 836 H	
	GW 62 703 H		GW 62 737 H		GW 62 803 H		GW 62 837 H	
	GW 62 704 H		GW 62 738 H		GW 62 804 H		GW 62 838 H	
	GW 62 705 H		GW 62 739 H		GW 62 805 H		GW 62 839 H	
	GW 62 706 H		GW 62 740 H		GW 62 806 H		GW 62 840 H	
	GW 62 707 H		GW 62 741 H		GW 62 807 H		GW 62 841 H	
	GW 62 708 H		GW 62 742 H		GW 62 808 H		GW 62 842 H	Use with high frequencies
	GW 62 709 H		GW 62 743 H		GW 62 809 H		GW 62 843 H	
	GW 62 710 H		GW 62 744 H		GW 62 810 H		GW 62 844 H	
	GW 62 711 H		GW 62 745 H		GW 62 811 H		GW 62 845 H	
	GW 62 712 H		GW 62 746 H		GW 62 812 H		GW 62 846 H	
	GW 62 713 H		GW 62 747 H		GW 62 813 H		GW 62 847 H	
	GW 62 714 H		GW 62 748 H		GW 62 814 H		GW 62 848 H	
	GW 62 715 H		GW 62 749 H		GW 62 815 H		GW 62 849 H	
	GW 62 716 H		GW 62 750 H		GW 62 816 H		GW 62 850 H	
	GW 62 717 H		GW 62 751 H		GW 62 817 H		GW 62 851 H	
GW 62 012 FH	GW 62 012 H	GW 62 034 FH	GW 62 034 H	GW 62 213 FH	GW 62 213 H	GW 62 235 FH	GW 62 235 H	Standard use
GW 62 013 FH	GW 62 013 H	GW 62 035 FH	GW 62 035 H	GW 62 214 FH	GW 62 214 H	GW 62 236 FH	GW 62 236 H	
GW 62 014 FH	GW 62 014 H	GW 62 036 FH	GW 62 036 H	GW 62 215 FH	GW 62 215 H	GW 62 237 FH	GW 62 237 H	
GW 62 015 FH	GW 62 015 H	GW 62 037 FH	GW 62 037 H	GW 62 216 FH	GW 62 216 H	GW 62 238 FH	GW 62 238 H	
GW 62 016 FH	GW 62 016 H	GW 62 038 FH	GW 62 038 H	GW 62 217 FH	GW 62 217 H	GW 62 239 FH	GW 62 239 H	
GW 62 017 FH	GW 62 017 H	GW 62 039 FH	GW 62 039 H	GW 62 218 FH	GW 62 218 H	GW 62 240 FH	GW 62 240 H	
GW 62 018 FH	GW 62 018 H	GW 62 040 FH	GW 62 040 H	GW 62 219 FH	GW 62 219 H	GW 62 241 FH	GW 62 241 H	
GW 62 019 FH	GW 62 019 H	GW 62 041 FH	GW 62 041 H	GW 62 220 FH	GW 62 220 H	GW 62 242 FH	GW 62 242 H	
GW 62 020 FH	GW 62 020 H	GW 62 042 FH	GW 62 042 H	GW 62 221 FH	GW 62 221 H	GW 62 243 FH	GW 62 243 H	
	GW 62 718 H		GW 62 752 H		GW 62 818 H		GW 62 852 H	Use with special voltages
	GW 62 021 H		GW 62 043 H		GW 62 222 H		GW 62 244 H	
	GW 62 022 H		GW 62 044 H		GW 62 223 H		GW 62 245 H	
	GW 62 719 H		GW 62 753 H		GW 62 819 H		GW 62 853 H	
	GW 62 720 H		GW 62 754 H		GW 62 820 H		GW 62 854 H	
	GW 62 721 H		GW 62 755 H		GW 62 821 H		GW 62 855 H	
	GW 62 722 H		GW 62 756 H		GW 62 822 H		GW 62 856 H	
	GW 62 723 H		GW 62 757 H		GW 62 823 H		GW 62 857 H	
	GW 62 724 H		GW 62 758 H		GW 62 824 H		GW 62 858 H	
	GW 62 725 H		GW 62 759 H		GW 62 825 H		GW 62 859 H	Use with high frequencies
	GW 62 726 H		GW 62 760 H		GW 62 826 H		GW 62 860 H	
	GW 62 727 H		GW 62 761 H		GW 62 827 H		GW 62 861 H	
	GW 62 728 H		GW 62 762 H		GW 62 828 H		GW 62 862 H	
	GW 62 729 H		GW 62 128 H		GW 62 829 H		GW 62 283 H	
	GW 62 730 H		GW 62 763 H		GW 62 830 H		GW 62 863 H	
	GW 62 731 H		GW 62 764 H		GW 62 831 H		GW 62 864 H	
	GW 62 732 H		GW 62 765 H		GW 62 832 H		GW 62 865 H	
	GW 62 733 H		GW 62 766 H		GW 62 833 H		GW 62 866 H	
	GW 62 734 H		GW 62 767 H		GW 62 834 H		GW 62 867 H	Use with direct current

(\*) NOTE: available also

- GW62204: industrial socket IEC 309 std. 16A 2P+E - 62x62 mm - IP44  
 - GW62392: Domestic socket German std. 16A 2P+E - 85x75 mm - IP54

- GW62393: Domestic socket German std. 16A 2P+E - 50x50 mm - IP54  
 - GW62394: Domestic socket French std. 16A 2P+E - 50x50 mm - IP54

63A AND 125A LOW VOLTAGE INDUSTRIAL PLUGS AND SOCKET-OUTLETS TO IEC 309 STANDARDS - IEC 309 HP






Rated current (In)	Rated voltage (Un)	Frequency	Poles	Reference h	Straight plugs IP44/IP54 
63A	100 ÷ 130V	50/60 Hz	2P+E	4	GW 61 013 H
			3P+E	4	GW 61 014 H
			3P+N+E	4	GW 61 015 H
	200 ÷ 250V	50/60 Hz	2P+E	6	GW 61 016 H
			3P+E	9	GW 61 017 H
			3P+N+E	9	GW 61 018 H
	380 ÷ 415V	50/60 Hz	2P+E	9	GW 61 019 H
			3P+E	6	GW 61 020 H
			3P+N+E	6	GW 61 021 H
	480 ÷ 500V	50/60 Hz	2P+E	7	
			3P+E	7	
			3P+N+E	7	
	600 ÷ 690V	50/60 Hz	3P+E	5	
			3P+N+E	5	
	> 50V	100 ÷ 300 Hz	2P+E	10	
			3P+E	10	
			3P+N+E	10	
	> 50V	> 300 ÷ 500 Hz	2P+E	2	
3P+E			2		
3P+N+E			2		
440 ÷ 460V	60 Hz	3P+E	11		
		3P+N+E	11		
> 50 ÷ 250V	D.C.	2P+E	3		
		> 250V	D.C.	8	
125A	100 ÷ 130V	50/60 Hz	2P+E	4	
			3P+E	4	
			3P+N+E	4	
	200 ÷ 250V	50/60 Hz	2P+E	6	
			3P+E	9	
			3P+N+E	9	
	380 ÷ 415V	50/60 Hz	2P+E	9	
			3P+E	6	
			3P+N+E	6	
	480 ÷ 500V	50/60 Hz	2P+E	7	
			3P+E	7	
			3P+N+E	7	
	600 ÷ 690V	50/60 Hz	3P+E	5	
			3P+N+E	5	
	> 50V	100 ÷ 300 Hz	2P+E	10	
			3P+E	10	
			3P+N+E	10	
	> 50V	> 300 ÷ 500 Hz	2P+E	2	
3P+E			2		
3P+N+E			2		
440 ÷ 460V	60 Hz	3P+E	11		
		3P+N+E	11		











Note: plugs fitted with drive contact.  
 (\*) socket-outlets with drive contact and direct screw wiring  
 (\*\*) socket-outlets with clean contact IP67.

For further commercial information, refer to the BUILDING catalogue.















63A AND 125A LOW VOLTAGE INDUSTRIAL PLUGS AND SOCKET-OUTLETS TO IEC 309 STANDARDS - IEC 309 HP

Straight plugs IP66/IP67/IP68/IP69	Straight connectors IP44/IP54	Straight connectors IP66/IP67/IP68/IP69	10° flush-mounting fixed socket-outlets IP44/IP54	10° flush-mounting fixed socket-outlets IP66/IP67	APPLICATIONS
					
GW 61 045 H	GW 63 013 H	GW 63 045 H	GW 63 213 H	GW 63 246 H	Standard use
GW 61 046 H	GW 63 014 H	GW 63 046 H	GW 63 214 H	GW 63 247 H	
GW 61 047 H	GW 63 015 H	GW 63 047 H	GW 63 215 H	GW 63 248 H	
GW 61 048 H	GW 63 016 H	GW 63 048 H	GW 63 216 H	GW 63 249 H	
GW 61 049 H	GW 63 017 H	GW 63 048 PH*	GW 63 217 H	GW 63 249 PH*	
GW 61 050 H	GW 63 018 H	GW 63 049 H	GW 63 218 H	GW 63 250 H	
GW 61 051 H	GW 63 019 H	GW 63 050 H	GW 63 219 H	GW 63 251 H	
GW 61 052 H	GW 63 020 H	GW 63 051 H	GW 63 220 H	GW 63 252 H	
GW 61 053 H	GW 63 021 H	GW 63 052 H	GW 63 221 H	GW 63 253 H	
GW 61 056 H		GW 63 052 PH*		GW 63 253 PH*	
GW 61 054 H		GW 63 053 H		GW 63 254 H	
GW 61 055 H		GW 63 053 PH*		GW 63 254 PH*	
GW 61 057 H		GW 63 056 H		GW 63 257 H	
GW 61 058 H		GW 63 054 H		GW 63 255 H	
GW 61 059 H		GW 63 055 H		GW 63 256 H	
GW 61 060 H		GW 63 057 H		GW 63 258 H	
GW 61 061 H		GW 63 058 H		GW 63 259 H	
GW 61 062 H		GW 63 059 H		GW 63 260 H	
GW 61 063 H		GW 63 060 H		GW 63 261 H	
GW 61 064 H		GW 63 061 H		GW 63 262 H	
GW 61 065 H		GW 63 062 H		GW 63 263 H	
GW 61 066 H		GW 63 063 H		GW 63 264 H	
GW 61 067 H		GW 63 064 H		GW 63 265 H	
GW 61 068 H		GW 63 065 H		GW 63 266 H	
GW 60 664 H		GW 63 066 H		GW 63 267 H	
GW 60 665 H		GW 63 067 H		GW 63 268 H	
GW 60 666 H		GW 63 068 H		GW 63 269 H	
GW 60 056 H		GW 62 664 H		GW 62 965 H	
GW 60 057 H		GW 62 056 H		GW 62 257 H	
GW 60 058 H		GW 62 057 H		GW 62 258 H	
GW 60 059 H		GW 62 058 H		GW 62 259 H	
GW 60 667 H		GW 62 059 H		GW 62 260 H	
GW 60 668 H		GW 62 060 H		GW 62 261 H	
GW 60 669 H		GW 62 060 PH*		GW 62 261 PH*	
GW 60 670 H		GW 62 061 H		GW 68 785**	
GW 60 671 H		GW 62 061 PH*		GW 62 262 H	
GW 60 672 H		GW 62 062 H		GW 62 262 PH*	
GW 60 673 H		GW 62 063 H		GW 68 786**	
GW 60 674 H		GW 62 063 H		GW 62 263 H	
GW 60 675 H		GW 62 063 H		GW 62 264 H	
GW 60 676 H		GW 62 063 H		GW 62 264 H	
GW 60 677 H		GW 62 063 H		GW 62 264 H	
GW 60 678 H		GW 62 063 H		GW 62 264 H	
GW 60 679 H		GW 62 063 H		GW 62 264 H	
GW 60 680 H		GW 62 063 H		GW 62 264 H	
GW 60 681 H		GW 62 063 H		GW 62 264 H	
GW 60 682 H		GW 62 063 H		GW 62 264 H	
GW 60 683 H		GW 62 063 H		GW 62 264 H	
GW 60 684 H		GW 62 063 H		GW 62 264 H	
GW 60 685 H		GW 62 063 H		GW 62 264 H	
GW 60 686 H		GW 62 063 H		GW 62 264 H	
GW 60 687 H		GW 62 063 H		GW 62 264 H	
GW 60 688 H		GW 62 063 H		GW 62 264 H	
GW 60 689 H		GW 62 063 H		GW 62 264 H	
GW 60 690 H		GW 62 063 H		GW 62 264 H	
GW 60 691 H		GW 62 063 H		GW 62 264 H	
GW 60 692 H		GW 62 063 H		GW 62 264 H	
GW 60 693 H		GW 62 063 H		GW 62 264 H	
GW 60 694 H		GW 62 063 H		GW 62 264 H	
GW 60 695 H		GW 62 063 H		GW 62 264 H	
GW 60 696 H		GW 62 063 H		GW 62 264 H	
GW 60 697 H		GW 62 063 H		GW 62 264 H	
GW 60 698 H		GW 62 063 H		GW 62 264 H	
GW 60 699 H		GW 62 063 H		GW 62 264 H	
GW 60 700 H		GW 62 063 H		GW 62 264 H	













				VERTICAL SOCKET-OUTLETS - 67 IB						VERTICAL SOCKET-OUTLETS FOR HEAVY DUTY USE - 66 IB			
													
Rated current (In)	Rated voltage (Un)	Poles	Reference h	Vertical socket-outlets with RCB, without back-mounting box (AUTOMATIKA) <b>IP67</b>	Vertical socket-outlets with RCB, with back-mounting box (AUTOMATIKA) <b>IP67</b>	Vertical socket-outlets with rotary switch, without back-mounting box (SBF) <b>IP67</b>	Vertical socket-outlets with rotary switch, with back-mounting box (SBF) <b>IP67</b>	Vertical socket-outlets with fuse-holder base, without back-mounting box (CBF) <b>IP67</b>	Vertical socket-outlets with fuse-holder base, with back-mounting box (CBF) <b>IP67</b>	Vertical socket-outlets with rotary switch, without back-mounting box <b>IP66</b>	Vertical socket-outlets with rotary switch, with back-mounting box <b>IP66</b>	Vertical socket-outlets with fuse-holder base, without back-mounting box <b>IP66</b>	
16A	20 ÷ 25V	2P	w.r.			GW 66 359 N	GW 66 259 N					GW 66 886	
		100 ÷ 130V	2P+E	4	GW 66 151 N	GW 66 051 N	GW 66 301 N	GW 66 201 N	GW 66 323 N	GW 66 223 N	GW 66 535	GW 66 501	GW 66 801
			3P+E	4	GW 66 152 N	GW 66 052 N	GW 66 302 N	GW 66 202 N	GW 66 324 N	GW 66 224 N	GW 66 536	GW 66 502	GW 66 802
	200 ÷ 250V	3P+N+E	4	GW 66 153 N	GW 66 053 N	GW 66 303 N	GW 66 203 N	GW 66 325 N	GW 66 225 N	GW 66 537	GW 66 503	GW 66 803	
		2P+E	6	GW 66 154 N	GW 66 054 N	GW 66 304 N	GW 66 204 N	GW 66 326 N	GW 66 226 N	GW 66 538	GW 66 504	GW 66 804	
		3P+E	9	GW 66 155 N	GW 66 055 N	GW 66 305 N	GW 66 205 N	GW 66 327 N	GW 66 227 N	GW 66 539	GW 66 505	GW 66 805	
	380 ÷ 415V	3P+N+E	9	GW 66 156 N	GW 66 056 N	GW 66 306 N	GW 66 206 N	GW 66 328 N	GW 66 228 N	GW 66 540	GW 66 506	GW 66 806	
		2P+E	9	GW 66 157 N	GW 66 057 N	GW 66 307 N	GW 66 207 N	GW 66 329 N	GW 66 229 N	GW 66 541	GW 66 507	GW 66 807	
		3P+E	6	GW 66 158 N	GW 66 058 N	GW 66 308 N	GW 66 208 N	GW 66 330 N	GW 66 230 N	GW 66 542	GW 66 508	GW 66 808	
	480 ÷ 500V	3P+N+E	6	GW 66 159 N	GW 66 059 N	GW 66 309 N	GW 66 209 N	GW 66 331 N	GW 66 231 N	GW 66 543	GW 66 509	GW 66 809	
		3P+E	7			GW 66 310 N	GW 66 210 N	GW 66 332 N	GW 66 232 N	GW 66 544	GW 66 510	GW 66 810	
			3P+N+E	7			GW 66 311 N	GW 66 211 N	GW 66 333 N	GW 66 233 N	GW 66 545	GW 66 511	GW 66 811
32A	100 ÷ 130V	2P+E	4	GW 66 162 N	GW 66 062 N	GW 66 312 N	GW 66 212 N	GW 66 334 N	GW 66 234 N	GW 66 546	GW 66 512	GW 66 812	
		3P+E	4	GW 66 163 N	GW 66 063 N	GW 66 313 N	GW 66 213 N	GW 66 335 N	GW 66 235 N	GW 66 547	GW 66 513	GW 66 813	
		3P+N+E	4	GW 66 164 N	GW 66 064 N	GW 66 314 N	GW 66 214 N	GW 66 336 N	GW 66 236 N	GW 66 548	GW 66 514	GW 66 814	
	200 ÷ 250V	2P+E	6	GW 66 165 N	GW 66 065 N	GW 66 315 N	GW 66 215 N	GW 66 337 N	GW 66 237 N	GW 66 549	GW 66 515	GW 66 815	
		3P+E	9	GW 66 166 N	GW 66 066 N	GW 66 316 N	GW 66 216 N	GW 66 338 N	GW 66 238 N	GW 66 550	GW 66 516	GW 66 816	
		3P+N+E	9	GW 66 167 N	GW 66 067 N	GW 66 317 N	GW 66 217 N	GW 66 339 N	GW 66 239 N	GW 66 551	GW 66 517	GW 66 817	
	380 ÷ 415V	2P+E	9	GW 66 168 N	GW 66 068 N	GW 66 318 N	GW 66 218 N	GW 66 340 N	GW 66 240 N	GW 66 552	GW 66 518	GW 66 818	
		3P+E	6	GW 66 169 N	GW 66 069 N	GW 66 319 N	GW 66 219 N	GW 66 341 N	GW 66 241 N	GW 66 553	GW 66 519	GW 66 819	
		3P+N+E	6	GW 66 170 N	GW 66 070 N	GW 66 320 N	GW 66 220 N	GW 66 342 N	GW 66 242 N	GW 66 554	GW 66 520	GW 66 820	
	480 ÷ 500V	3P+E	7			GW 66 321 N	GW 66 221 N	GW 66 343 N	GW 66 243 N	GW 66 555	GW 66 521	GW 66 821	
		3P+N+E	7			GW 66 322 N	GW 66 222 N	GW 66 344 N	GW 66 244 N	GW 66 556	GW 66 522	GW 66 822	
		380/440V	3P+E	3			GW 66 357 N	GW 66 257 N	GW 66 358 N	GW 66 258 N	GW 66 557	GW 66 523	GW 66 823
63A	100 ÷ 130V	2P+E	4			GW 67 356 N	GW 67 256 N	GW 66 345 N	GW 67 245 N			GW 66 524	
		3P+E	4			GW 67 357 N	GW 67 257 N	GW 66 346 N	GW 67 246 N			GW 66 525	
		3P+N+E	4			GW 67 358 N	GW 67 258 N	GW 66 347 N	GW 67 247 N			GW 66 526	
	200 ÷ 250V	2P+E	6			GW 67 359 N	GW 67 259 N	GW 66 348 N	GW 67 248 N			GW 66 527	
		3P+E	9			GW 67 360 N	GW 67 260 N	GW 66 349 N	GW 67 249 N			GW 66 528	
		3P+N+E	9			GW 67 361 N	GW 67 261 N	GW 66 350 N	GW 67 250 N			GW 66 529	
	380 ÷ 415V	2P+E	9			GW 67 362 N	GW 67 262 N	GW 66 351 N	GW 67 251 N			GW 66 530	
		3P+E	6			GW 67 363 N	GW 67 263 N	GW 66 352 N	GW 67 252 N			GW 66 531	
		3P+N+E	6			GW 67 364 N	GW 67 264 N	GW 66 353 N	GW 67 253 N			GW 66 532	
	480 ÷ 500V	3P+E	7			GW 67 365 N	GW 67 265 N	GW 66 354 N	GW 67 254 N			GW 66 533	
		3P+N+E	7			GW 67 366 N	GW 67 266 N	GW 66 355 N	GW 67 255 N			GW 66 534	
	125A	100 ÷ 130V	3P+E	4									GW 66 581
3P+N+E			4									GW 66 582	
200 ÷ 250V		3P+E	9										GW 66 583
		3P+N+E	9										GW 66 584
380 ÷ 415V		3P+E	6										GW 66 585
		3P+N+E	6										GW 66 586
480 ÷ 500V		3P+E	7										GW 66 587
		3P+N+E	7										GW 66 588

The codes with the suffix "N" refer to the products of the new range of IP67 vertical interlocked switched socket-outlets, and correspond to the product codes of the previous range without the letter "N" (apart from the Automatika version); they can therefore be installed on the Q-DIN boards of the old SBF versions, allowing any replacement or modification even on boards already installed. Using the GW 66 715 N adapters for 16-32A versions, and GW 66 716 N for 63A versions, they can also be installed on the Q-DIN boards or modular bases of the old CBF IP55 versions.

For further commercial information, refer to the BUILDING catalogue.

VERTICAL SOCKET-OUTLETS FOR HEAVY DUTY USE - 66 IB			COMBIBLOC COMPACT SOCKET-OUTLETS				HORIZONTAL SOCKET-OUTLETS - 44 IB				
											
Vertical socket-outlets with fuse-holder base, with back-mounting box <b>IP66</b>	Vertical socket-outlets for modular applications, without back-mounting box <b>IP66</b>	Vertical socket-outlets for modular applications, with back-mounting box <b>IP66</b>	Compact socket-outlets with rotary switch, without back-mounting box <b>IP44</b>	Compact socket-outlets with rotary switch, with back-mounting box <b>IP44</b>	Compact socket-outlets with rotary switch, without back-mounting box <b>IP55</b>	Compact socket-outlets with rotary switch, with back-mounting box <b>IP55</b>	Horizontal socket-outlets with rotary switch, without back-mounting box <b>IP44</b>	Horizontal socket-outlets with rotary switch, with back-mounting box <b>IP44</b>	Horizontal socket-outlets with fuse-holder base, without back-mounting box <b>IP44</b>	Horizontal socket-outlets with fuse-holder base, with back-mounting box <b>IP44</b>	
GW 66 998											
GW 66 951	GW 66 824	GW 66 974	GW 66 423	GW 66 401	GW 66 467	GW 66 445	GW 66 101	GW 66 001	GW 66 123	GW 66 023	
GW 66 952	GW 66 825	GW 66 975	GW 66 424	GW 66 402	GW 66 468	GW 66 446	GW 66 102	GW 66 002	GW 66 124	GW 66 024	
GW 66 953	GW 66 826	GW 66 976	GW 66 425	GW 66 403	GW 66 469	GW 66 447	GW 66 103	GW 66 003	GW 66 125	GW 66 025	
GW 66 954	GW 66 827	GW 66 977	GW 66 426	GW 66 404	GW 66 470	GW 66 448	GW 66 104	GW 66 004	GW 66 126	GW 66 026	
GW 66 955	GW 66 828	GW 66 978	GW 66 427	GW 66 405	GW 66 471	GW 66 449	GW 66 105	GW 66 005	GW 66 127	GW 66 027	
GW 66 956	GW 66 829	GW 66 979	GW 66 428	GW 66 406	GW 66 472	GW 66 450	GW 66 106	GW 66 006	GW 66 128	GW 66 028	
GW 66 957	GW 66 830	GW 66 980	GW 66 429	GW 66 407	GW 66 473	GW 66 451	GW 66 107	GW 66 007	GW 66 129	GW 66 029	
GW 66 958	GW 66 831	GW 66 981	GW 66 430	GW 66 408	GW 66 474	GW 66 452	GW 66 108	GW 66 008	GW 66 130	GW 66 030	
GW 66 959	GW 66 832	GW 66 982	GW 66 431	GW 66 409	GW 66 475	GW 66 453	GW 66 109	GW 66 009	GW 66 131	GW 66 031	
GW 66 980	GW 66 833	GW 66 983					GW 66 110	GW 66 010	GW 66 132	GW 66 032	
GW 66 981	GW 66 834	GW 66 984					GW 66 111	GW 66 011	GW 66 133	GW 66 033	
GW 66 982	GW 66 835	GW 66 985	GW 66 434	GW 66 412	GW 66 478	GW 66 456	GW 66 112	GW 66 012	GW 66 134	GW 66 034	
GW 66 983	GW 66 836	GW 66 986	GW 66 435	GW 66 413	GW 66 479	GW 66 457	GW 66 113	GW 66 013	GW 66 135	GW 66 035	
GW 66 984	GW 66 837	GW 66 987	GW 66 436	GW 66 414	GW 66 480	GW 66 458	GW 66 114	GW 66 014	GW 66 136	GW 66 036	
GW 66 985	GW 66 838	GW 66 988	GW 66 437	GW 66 415	GW 66 481	GW 66 459	GW 66 115	GW 66 015	GW 66 137	GW 66 037	
GW 66 986	GW 66 839	GW 66 989	GW 66 438	GW 66 416	GW 66 482	GW 66 460	GW 66 116	GW 66 016	GW 66 138	GW 66 038	
GW 66 987	GW 66 840	GW 66 990	GW 66 439	GW 66 417	GW 66 483	GW 66 461	GW 66 117	GW 66 017	GW 66 139	GW 66 039	
GW 66 988	GW 66 841	GW 66 991	GW 66 440	GW 66 418	GW 66 484	GW 66 462	GW 66 118	GW 66 018	GW 66 140	GW 66 040	
GW 66 989	GW 66 842	GW 66 992	GW 66 441	GW 66 419	GW 66 485	GW 66 463	GW 66 119	GW 66 019	GW 66 141	GW 66 041	
GW 66 970	GW 66 843	GW 66 993	GW 66 442	GW 66 420	GW 66 486	GW 66 464	GW 66 120	GW 66 020	GW 66 142	GW 66 042	
GW 66 971	GW 66 844	GW 66 994					GW 66 121	GW 66 021	GW 66 143	GW 66 043	
GW 66 972	GW 66 845	GW 66 995					GW 66 122	GW 66 022	GW 66 144	GW 66 044	
GW 66 973	GW 66 846	GW 66 996									
GW 66 847		GW 66 866									
GW 66 848		GW 66 867									
GW 66 849		GW 66 868									
GW 66 850		GW 66 869									
GW 66 851		GW 66 870									
GW 66 852		GW 66 871									
GW 66 853		GW 66 872									
GW 66 854		GW 66 873									
GW 66 855		GW 66 874									
GW 66 856		GW 66 875									
GW 66 857		GW 66 876									
	Vertical surface-mounting socket-outlets with electric interlock, with residual current circuit breaker protection										
	GW 66 591										
	GW 66 592										
	GW 66 593										
	GW 66 594										
	GW 66 595										
	GW 66 596										
	GW 66 597										
	GW 66 598										

COMPLEMENTARY ITEMS

		MODULAR BASES			DISTRIBUTION BOARDS				
									
		1 socket-outlet	2 socket-outlets	3 socket-outlets	1 socket-outlet	2 socket-outlets	3 socket-outlets	4 socket-outlets	
67 IB VERTICAL RANGE		IP67 vertical socket-outlets with rotary switch (SBF), with fuse-holder base (CBF), AUTOMATIKA 16/32A and SELV 24V	GW 66 690	GW 66 691	GW 66 694	GW 68 025 N (10 modules)	GW 68 010 N (14 modules)	GW 68 022 N (20 modules) 1 socket-outlet 63A 2 socket-outlets 16/32A	GW 68 015 N (20 modules)
		IP67 vertical socket-outlets with rotary switch (SBF) or fuse-holder base (CBF) 63A	GW 66 693						
66 IB RANGE FOR HEAVY-DUTY USE		IP66 vertical socket-outlets for heavy-duty use 16/32A	GW 66 696	GW 66 697	GW 66 698				
		IP66 vertical socket-outlets for heavy-duty use 63A	GW 66 700						
COMBIBLOC RANGE		IP44/55 compact protected watertight socket-outlets - 16/32A				GW 66 491	GW 66 492	GW 66 493	
44 IB HORIZONTAL RANGE		Horizontal socket-outlets IP44, without fuse-holder base (SBF) 16/32A				GW 68 006 N (14 modules)			GW 68 009 N (14 modules)
		Horizontal socket-outlets IP44, with fuse-holder base (CBF) 16/32A				GW 68 019 N (10 modules)			GW 68 014 N (20 modules)

For further commercial information, refer to the BUILDING catalogue.

COMPLEMENTARY ITEMS

MODULAR BASES WITH WINDOW PANEL			COVER/BOXES				
 1 socket-outlet	 2 socket-outlets	 3 socket-outlets	 Flanged lid	 Flush-mounting boxes (brick and plasterboard walls)	 Surface-mounting box	 GW 27 401	
			GW 66 709 N	GW 66 683 N* (for brick walls)	GW 66 678 N	 GW 27 403	
				GW 66 683 PM* (for plasterboard walls)			
					GW 66 686 (for SBF)		
					GW 66 680 N (for CBF)	 Domestic socket 50x50 mm	
GW 66 781 (6 modules)	GW 66 782 (12 modules)	GW 66 783 (18 modules)	GW 66 707		GW 66 685	 IEC 309 HP range	
GW 66 784 (6 modules)							
						 IEC 309 range	
					GW 66 498	GW 66 496	
					GW 66 681 (for brick walls)	GW 66 676	 74 PS range
					GW 66 681 PM (for plasterboard walls)		
					GW 66 682 (for brick walls)	GW 66 677	
					GW 66 682 PM (for plasterboard walls)		






























\* Cannot be used for SELV 24V

UNWIRED VERSIONS

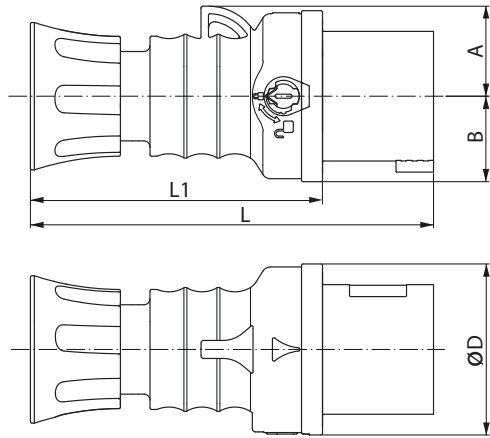
Type	No. of EN 50022 modules	Code	Layout	Pre-arrangement
	5	GW 68 017 N		1 IEC 309 socket-outlet 16A IP44/67 or GW 27 401 or GW 27 403 watertight cap
		GW 68 018 N		2 IEC 309 socket-outlets 16A IP44/67 or GW 27401 or GW 27403 watertight cap
		GW 68 001 N		3 IEC 309 socket-outlets 16A IP44/67 or GW 27401 or GW 27403 watertight cap
		GW 68 031 N		3 IEC 309 socket-outlets 16A IP44/67 or GW 27 401 watertight cap and shockproof case
		GW 68 020 N		2 IEC 309 socket-outlets 16-32A IP44/67 or GW 27401 or GW 27403 watertight cap
		GW 68 026 N		4 domestic socket-outlets 50x50mm IP54
		GW 68 032 N		4 domestic socket-outlets 50x50mm IP54 and shockproof case
	10	GW 68 002 N		Blank
		GW 68 003 N		2 IEC 309 socket-outlets 16A max 3P+E IP44/67 or GW 27 401 watertight cap 2 IEC 309 socket-outlets 16-32A IP44/67 or GW 27401 - GW 27403 watertight cap
		GW 68 019 N		2 horizontal interlocked switched socket-outlets 44 IB range 16-32A IP44 with rotary switch (SBF)
		GW 68 025 N		2 vertical interlocked switched socket-outlets 67 IB range 16-32A IP67
		GW 68 027 N		3 domestic socket-outlets 50x50mm IP54 2 IEC 309 socket-outlets 16-32A IP44/67
	14	GW 68 004 N		Blank
		GW 68 005 N		3 IEC 309 socket-outlets 16-32A IP44/67 or GW 27 401 watertight cap
		GW 68 006 N		2 horizontal interlocked switched socket-outlets 44 IB range 16-32A IP44 with rotary switch (SBF)
		GW 68 007 N		Blank
		GW 68 008 N		6 IEC 309 socket-outlets 16-32A IP44/67 or GW 27401 or GW 27403 watertight cap
		GW 68 009 N		4 horizontal interlocked switched socket-outlets 44 IB range 16-32A IP44 with rotary switch (SBF)
		GW 68 010 N		3 vertical interlocked switched socket-outlets 67 IB range 16-32A IP67
	20	GW 68 012 N		Blank
		GW 68 013 N		8 IEC 309 socket-outlets 16-32A IP44/67 or GW 27401 or GW 27403 watertight cap
		GW 68 021 N		4 IEC 309 socket-outlets 16-32A IP44/67 or GW 27401 or GW 27403 watertight cap 2 IEC 309 socket-outlets 63A
		GW 68 014 N		4 horizontal interlocked switched socket-outlets 44 IB range 16-32A IP44 with fuse-holder base (CBF)
		GW 68 015 N		4 vertical interlocked switched socket-outlets 67 IB range 16-32A IP67 4 IEC 309 2P+E socket-outlets 16A IP44/67 or GW 27401 - GW 27403 watertight cap
		GW 68 022 N		2 vertical interlocked switched socket-outlets 67 IB range 16-32A IP67 1 vertical interlocked switched socket-outlet 67 IB range 63A IP67
	14	GW 68 023 N		14 gang additional module
	20	GW 68 024 N		20 gang additional module

For further commercial information, refer to the BUILDING catalogue.

## WIRED VERSIONS

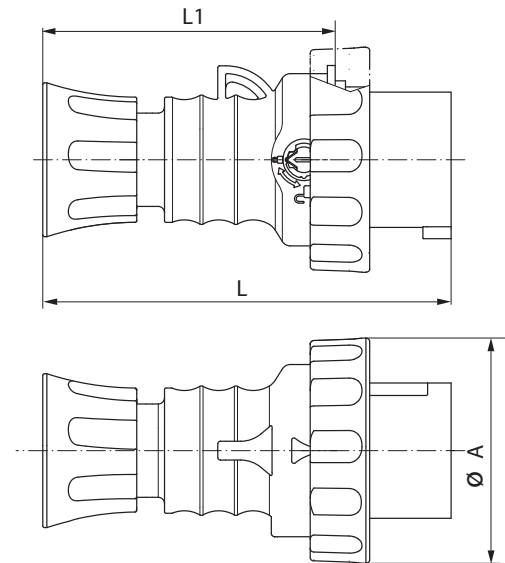
Type	No. of EN 50022 modules	Code	Layout	Equipment	Code	Layout	Equipment
	5	GW 68 225 N		1 IEC 309 socket-outlet 2P+E 16A IP44 230V 1 10/16A Schuko domestic socket-outlet	GW 68 227 N		1 IEC 309 socket-outlet 2P+E 16A IP44 230V
		GW 68 224 N		1 IEC 309 socket-outlet 2P+E 16A IP44 230V 1 16A IEC 309 socket-outlet 3P+E IP44 400V 1 10/16A Schuko domestic socket-outlet	GW 68 226 N		1 IEC 309 socket-outlet 2P+E 16A IP44 230V 1 16A IEC 309 socket-outlet 3P+E IP44 400V
		GW 68 223 N		3 IEC 309 socket-outlets 2P+E 16A IP67 230V with H07 RN-F 5m cable, 2P+E plug 16A IP67 230V and shockproof case	GW 68 217 N		3 16A IEC 309 2P+E socket-outlets IP67 230V with H07 RN-F 5m cable and plug 2P+E 16A IP67 230V
	10	GW 68 202 N		2 IEC 309 2P+E 16A IP44 230V 1 16A IEC 309 socket-outlet 3P+E IP44 400V 1 10/16A Schuko domestic socket-outlet	GW 68 228 N		1 IEC 309 socket-outlet 2P+E 16A IP44 230V 1 16A IEC 309 socket-outlet 3P+E IP44 400V 1 16A IEC 309 socket-outlet 3P+N+E IP44 400V 1 10/16A Schuko domestic socket-outlet
		GW68232N		2 vertical interlocked switched socket-outlets 2P+E 16A IP67 230V with rotary switch	GW68233N		1 vert. interlocked switched socket-outlet 2P+E 16A IP67 230V 1 vertical interlocked switched socket-outlet 3P+E 16A IP67 400V with rotary switch
		GW 68 203 N		2 domestic socket-outlets 16A, German Std 2 IEC 309 socket-outlets 2P+E 16A IP44 230V with H07 RN-F 5m cable and 2P+E plug 16A IP44 230V	GW 68 204 N		2 16A IEC 309 socket-outlets 2P+E IP67 230V 2 16A IEC 309 socket-outlets 3P+E IP67 400V with H07 RN-F 5m cable and plug 3P+N+E 16A IP67 400V
		GW 68 216 N		4 IEC 309 socket-outlets 2P+E 16A IP67 400V with H07 RN-F 5m cable and plug 2P+E 16A IP67 400V	GW 68 401 N		1 domestic socket-outlet 16A, German Std 2 16A IEC 309 socket-outlets 2P+E IP44 230V 1 16A IEC 309 3P+E socket-outlet IP44 400V with H07 RN-F 15m cable plug 3P+N+E 16A IP44 400V and metal support
	14	GW 68 205 N		2 16A IEC 309 socket-outlets 2P+E IP67 230V 1 16A IEC 309 socket-outlet 3P+E IP67 400V			
		GW 68 229 N		2 16A IEC 309 socket-outlets 2P+E IP44 230V 1 16A IEC 309 socket-outlet 3P+E IP44 400V 1 16A IEC 309 socket-outlet 3P+N+E IP44 400V 1 32A IEC 309 socket-outlet 3P+E IP44 400V 1 10/16A Schuko domestic socket-outlet	GW 68 411 N		2 domestic socket-outlets 16A, German Std 2 16A IEC 309 socket-outlets 2P+E IP44 230V 2 16A IEC 309 socket-outlets 3P+E IP44 400V with H07 RN-F 25m cable plug 3P+N+E 16A IP44 400V and metal support carriage with cable winder drum
		GW 68 206 N		2 16A horizontal interlocked switched socket-outlets 2P+E IP44 230V 1 16A horizontal interlocked switched socket-outlet 3P+E IP44 400V 1 32A horizontal interlocked switched socket-outlet 3P+E IP44 400V with rotary switch			
		GW 68 207 N		2 16A vertical interlocked switched socket-outlets 2P+E IP67 230V 1 16A vertical interlocked switched socket-outlet 3P+E IP67 400V with rotary switch	GW 68 230 N		2 16A vertical interlocked switched socket-outlets 2P+E IP67 230V AUTOMATIKA 1 16A AUTOMATIKA vertical interlocked switched socket-outlet 3P+N+E IP67 400V
		GW 68 231 N		1 16A AUTOMATIKA vertical interlocked switched socket-outlet 2P+E IP67 230V 2 16A AUTOMATIKA vertical interlocked switched socket-outlets 3P+N+E IP67 400V	GW 68 231 N		1 16A AUTOMATIKA vertical interlocked switched socket-outlet 2P+E IP67 230V 2 16A AUTOMATIKA vertical interlocked switched socket-outlets 3P+N+E IP67 400V
	20	GW 68 208 N		2 16A vertical interlocked switched socket-outlets 2P+E IP67 230V 1 16A vertical interlocked switched socket-outlet 3P+E IP67 400V 1 32A vertical interlocked switched socket-outlet 3P+E IP67 400V with rotary switch			
		GW 68 421 N		2 16A IEC 309 socket-outlets 2P+E IP44 230V 2 16A IEC 309 socket-outlets 3P+E IP44 400V 2 32A IEC 309 socket-outlets 3P+E IP44 400V 2 domestic socket-outlets 16A, German Std with H07 RN-F 35m cable plug 3P+N+E 32A IP44 400V and metal support carriage with cable winder drum	GW 68 424 N		2 16A vertical interlocked switched socket-outlets 2P+E IP67 230V 1 16A vertical interlocked switched socket-outlet 3P+E IP67 400V 1 32A vertical interlocked switched socket-outlet 3P+E IP67 400V with rotary switch with H07 RN-F 25m cable plug 3P+N+E 32A IP67 400V, and metal support carriage with cable winder drum

STRAIGHT PLUGS - IP44 / IP54



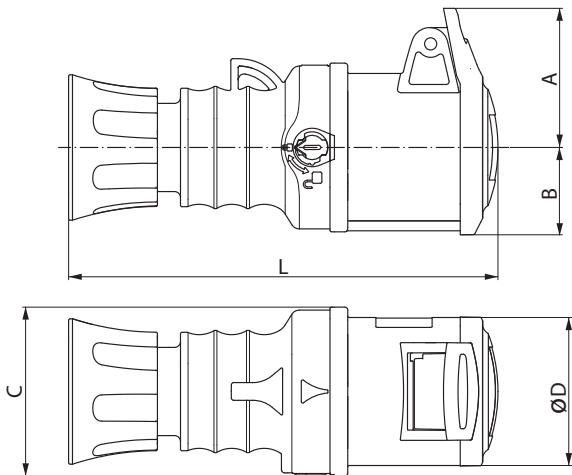
Type	A	B	D	L	L1	
16A	2P ±	30	28.5	57	134	97
	3P ±	34	32	62	134	97
	3P+N±	38	36	68	153	115
32A	2P ±	40	41.5	71	162	115
	3P ±	40	41.5	71	162	115
	3P+N±	45	42	75	176	130

STRAIGHT PLUGS - IP66 / IP67 / IP68 / IP69



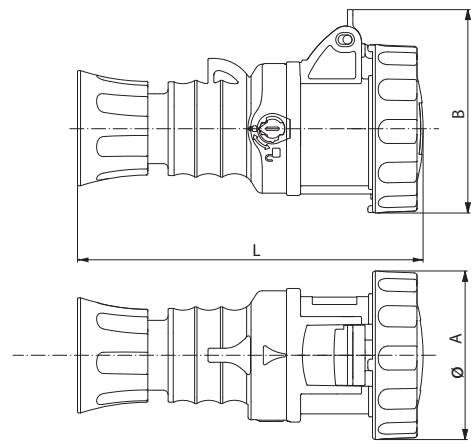
Type	A	L	L1	
16A	2P ±	72	130	96
	3P ±	81	130.5	96.5
	3P+N±	88	150	116
32A	2P ±	93	158	114
	3P ±	93	158	114
	3P+N±	101	170	127

STRAIGHT CONNECTORS - IP44 / IP54



Type	A	B	C	D	L	
16A	2P ±	47	29.5	57	50	148
	3P ±	50	32	62	55.5	148
	3P+N±	56.5	35.5	68	62.5	165
32A	2P ±	59	39	71	64.5	176
	3P ±	59	39	71	64.5	176
	3P+N±	62	42	75	70.5	190

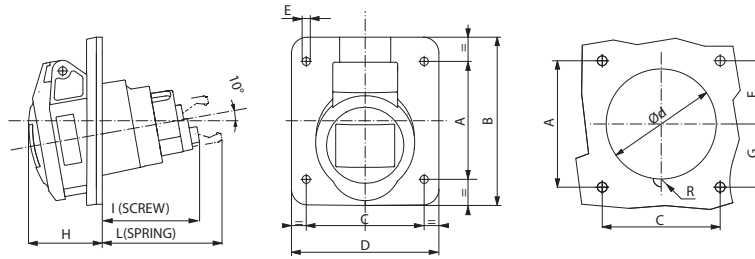
STRAIGHT CONNECTORS - IP66 / IP67 / IP68 / IP69



Type	A	B	L	
16A	2P ±	72	87	148
	3P ±	81	95	148
	3P+N±	88	102.5	167
32A	2P ±	93	108	178
	3P ±	93	108	178
	3P+N±	101	116	189

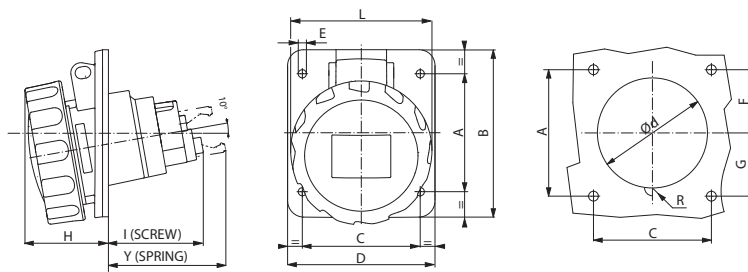


## 10° FLUSH-MOUNTING SOCKET-OUTLETS - IP44 / IP54



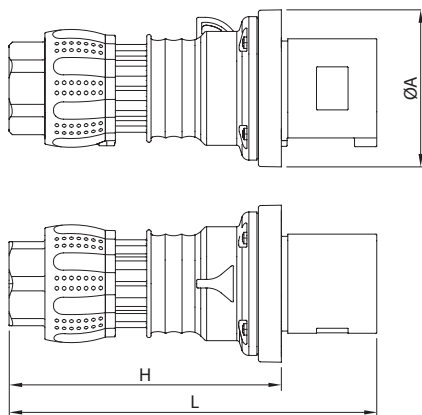
Type	A	B	C	D	E	F	W	H	I	L	ød	R	
16A	2P +⊕	60	85	60	75	4.2	38	22	37.5	49.5	61	56	-
	3P +⊕	60	85	60	75	4.2	35	25	37	51.5	61	62	-
	3P+N+⊕	60	85	60	75	4.2	29	31	39.5	49	60	65	8
32A	2P +⊕	70	95	60	80	4.2	32	38	46.5	60	68	68	8
	3P +⊕	70	95	60	80	4.2	32	38	46.5	60	68	68	8
	3P+N+⊕	70	95	60	80	4.2	29.5	40.5	48.5	60	68	74	8

## 10° FLUSH-MOUNTING SOCKET-OUTLETS - IP66 / IP67



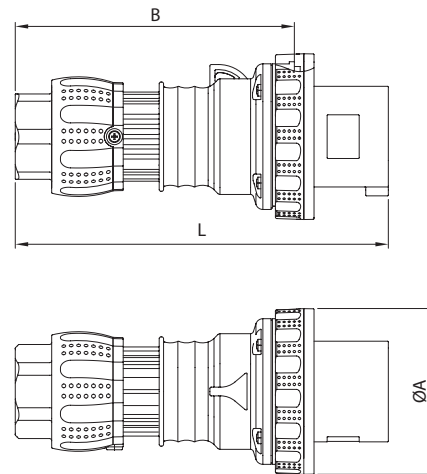
Type	A	B	C	D	E	F	W	H	I	L	Y	ød	R	
16A	2P +⊕	60	85	60	75	4.2	38	22	42.5	48	72	60	56	-
	3P +⊕	60	85	60	75	4.2	35	25	43	50.5	81	60	62	-
	3P+N+⊕	60	85	60	75	4.2	29	31	44.5	48.5	88	60	66	5
32A	2P +⊕	70	95	60	80	4.2	32	38	51	60.5	93	68.5	68	7
	3P +⊕	70	95	60	80	4.2	32	38	51	60.5	93	68.5	68	7
	3P+N+⊕	70	95	60	80	4.2	29.5	40.5	53	60.5	101	68.5	74	7

## STRAIGHT PLUGS - IP44 / IP54



Type	A	L	H
63A	2P +⊕	109	256
	3P +⊕		
	3P+N +⊕		

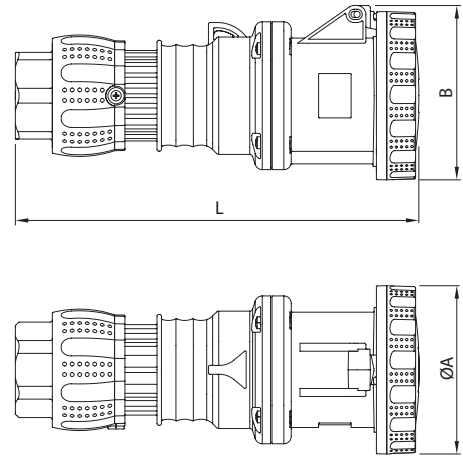
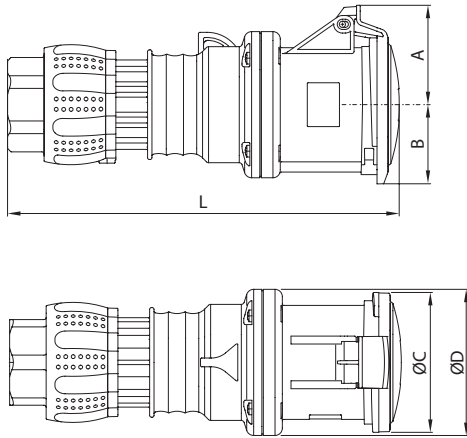
## STRAIGHT PLUGS - IP66 / IP67 / IP68 / IP69



Type	A	B	L
63A	2P +⊕	114	192
	3P +⊕		
	3P+N +⊕		
125A	2P +⊕	131	241
	3P +⊕		
	3P+N +⊕		

STRAIGHT CONNECTORS - IP44 / IP54

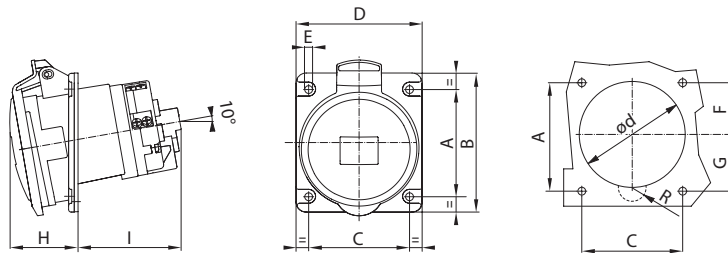
STRAIGHT CONNECTORS - IP66 / IP67 / IP68 / IP69



Type	A	B	C	D	L	
63A	2P ±½	68	54	96	100	268
	3P ±½					
	3P+N ±½					

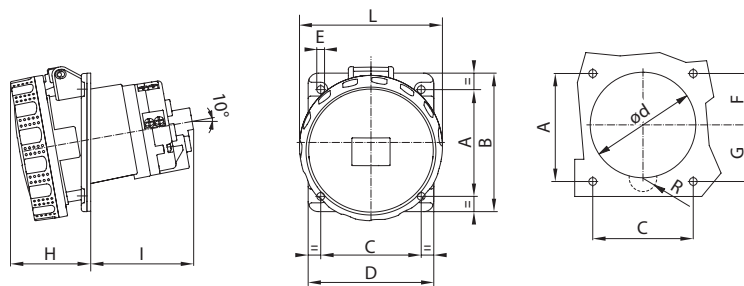
Type	A	B	L	
63A	2P ±½	114	118	273
	3P ±½			
	3P+N ±½			
125A	2P ±½	130	131	335
	3P ±½			
	3P+N ±½			

10° FLUSH-MOUNTING SOCKET-OUTLETS - IP44 / IP54



Type	A	B	C	D	E	F	W	H	I	Ød	R	
63A	2P ±½	85	110	80	100	6	41	44	54	82	84	11
	3P ±½											
	3P+N ±½											

10° FLUSH-MOUNTING SOCKET-OUTLETS - IP66 / IP67



Type	A	B	C	D	E	F	W	H	I	L	Ød	R	
63A	2P ±½	85	110	80	100	6	41	44	64	82	114	84	11
	3P ±½												
	3P+N ±½												
125A	2P ±½	90	114	90	114	6	43	47	76	108	131	95	13
	3P ±½												
	3P+N ±½												

## TECHNICAL CHARACTERISTICS IEC 309 HP - HIGH PERFORMANCE

### ELECTRICAL CHARACTERISTICS

Rated current (In)	Rated frequency	Rated voltage (Un)	Permissible overload	No. of operations carried out	Breaking capacity at 1.1 Un	Insulation resistance (MΩ)
16 A	50/60 100 - 300 > 300 - 500 direct current	> 50 - 690 transformer	22 A	> 5000	20 A	> 10 MΩ
32 A			42 A	> 2000	40 A	
63 A	50/60 100 - 300 > 300 - 500 direct current	> 50 - 690 V	-	> 2000	79 A	> 10 MΩ
125 A				> 500	156 A	

### MECHANICAL AND PHYSICAL CHARACTERISTICS

Operating temperature	Degree of protection (IP)	Impact resistance (IK)	Heat resistance	Resistance to abnormal heat and fire
			Thermo-pressure with ball	Glow wire test
-25°C - +40°C	Straight versions*: IP44/IP54 and IP66/IP67/IP68/IP69	IK 09	125°C (active parts) 80°C (passive parts)	850°C (active parts) 650°C (passive parts)
	Flush-mounting versions: IP44/IP54 and IP66/IP67			

(\*) Although the international product standard IEC60 309 does not currently require it, these products have been voluntarily subjected to tests with degrees of protection higher than IP66/IP67. IP68: 2bar/6h in accordance with EN 60529 after ageing according to Standard EN 60309 (for compliance, refer to the table showing the tightening capacity of the cable fastener gland). IP69: in accordance with IEC 60529 after ageing according to Standard EN 60309.

## HIGH PERFORMANCE MATERIALS

### BEHAVIOUR WITH ATMOSPHERIC AND CHEMICAL AGENTS

Saline solution	Acids		Bases		Solvents				Mineral oil	UV rays
	Concentrated	Diluted	Concentrated	Diluted	Hexane	Benzol	Acetone	Alcohol		
Resistant	Not resistant	Limited resistance	Limited resistance	Resistant	Resistant	Resistant	Resistant	Resistant	Resistant	Resistant

## WIRING INFORMATION

### TIGHTENING CAPACITY OF THE TERMINALS \* (mm<sup>2</sup>)

Rated current (In)	Flexible cables		Solid or twisted cables	
	MIN.	MAX.	MIN.	MAX.
16 A	1	2.5	1.5	4
32 A	2.5	6	2.5	10
63 A	6	16	6	25
125 A	16	50	25	70

### TIGHTENING CAPACITY OF THE CABLE FASTENER CLAMP \*\* (mm)

Rated current (In)	Poles	MIN.	MAX.
16 A	2P +±	7,5	13,8
	3P +±	7,5	13,8
	3P + N +±	9,2	19,9
32 A	2P +±	9,2	19,9
	3P +±	9,2	19,9
	3P + N +±	9,2	19,9
63 A **	2P +±	16,1	37
	3P +±	17,9	37
	3P + N +±	19,9	37
125 A **	2P +±	24,7	38,5
	3P +±	27	49
	3P + N +±	29,9	49

(\*) Note: these values refer to flexible, rigid and twisted cables.

(\*\*) Contact SAT customer service for indications of the cable size to be used in order to maintain the IPX8 degree.

GEWISS S.p.A.  
Registered Office: Via A. Volta, 1  
24069 CENATE SOTTO (Bergamo) - Italy  
Tel. +39 035 946 111 - Fax +39 035 945 222  
gewiss@gewiss.com - www.gewiss.com

Sole Shareholder company - Bergamo Register of Companies /  
VAT/Tax Code (IT) 00385040167  
REA 107496 - Share capital 60,000,000.00 EUR fully paid up.



**GEWISS**

