


Uni-Trend Your Testing Specialist !



CONTENTS

Ultra Phosphor Oscilloscopes	
UPO5000CS SERIES	
Ultra Phosphor Oscilloscopes.....	06
UPO2000CS SERIES	
Ultra Phosphor Oscilloscopes.....	10
Digital Storage Oscilloscopes	
UTD2000L SERIES	
Digital Storage Oscilloscopes.....	12
UTD2000EX SERIES	
Digital Storage Oscilloscopes.....	13
UTD2000E SERIES	
Digital Storage Oscilloscopes.....	14
UTD2000M SERIES	
Digital Storage Oscilloscopes.....	16
UTD4000 SERIES	
Digital Storage Oscilloscopes.....	17
UTD4000-4CH SERIES	
Digital Storage Oscilloscopes.....	18
UTD4000M SERIES	
Digital Storage Oscilloscopes.....	19
UTD5000C SERIES	
Digital Storage Oscilloscopes.....	20
Waveform Generators	
UTG2000A SERIES	
Function/Arbitrary Waveform Generators.....	21
UTG4000A SERIES	
Function/Arbitrary Waveform Generators.....	22
UTG9000A SERIES	
Function Generators.....	26
UTG9000C SERIES	
Function Generators.....	27
Spectrum Analyzers	
UTS2000 SERIES	
Spectrum Analyzers.....	28
UTS3000 SERIES	
Spectrum Analyzers.....	30
DC Power Supplies	
UTP3000 SERIES	
DC Power Supplies.....	32
UTP1000 SERIES	
Programmable DC Power Supplies.....	36
Power Meters	
UTE1000 SERIES	
Power Meters.....	37
Bench Type Digital Multimeters	
UT800 SERIES	
Bench Type Digital Multimeters.....	38
Handheld Spectrum Analyzers	
UTS1000 SERIES	
Handheld Spectrum Analyzers.....	42

CONTENTS

Handheld Digital Storage Oscilloscopes

UTD1000CL SERIES
Handheld Digital Storage Oscilloscopes-----44

UTD1000DL SERIES
Handheld Digital Storage Oscilloscopes-----45

UTD1000C SERIES
Handheld Digital Storage Oscilloscopes-----46

Thermal Imagers

UTi100/160A SERIES
Thermal Imagers ----- 48

UTi160B/160D/380D SERIES
Thermal Imagers ----- 49

Network Testers

UTN800 SERIES
Network Testers-----50

Receptical Testers

UT08 SERIES
Receptical Testers----- 49

Voltage Detectors

UT11 SERIES
AC Voltage Detectors----- 52

UT12 SERIES
AC Voltage Detectors----- 53

UT13 SERIES
AC Voltage Detectors - Adjustable Sensitivity----- 54

Voltage and Continuity Testers

UT15 SERIES
Waterproof Type Voltage Testers----- 55

UT18 SERIES
Voltage and Continuity Testers----- 56

Digital Multimeters

UT181 SERIES
True RMS Datalogging Multimeters ----- 58

UT171 SERIES
Industrial True RMS Digital Multimeters----- 59

UT151 SERIES
Modern Digital Multimeters-----60

UT139 SERIES
True RMS Digital Multimeters----- 61

UT132 SERIES
Palm Size Digital Multimeters----- 62

UT120 SERIES
Pocket Size Type Digital Multimeters-----64

UT118 SERIES
Pen Type Digital Multimeters-----65

UT100 SERIES
Handheld Automotive Multipurpose Meters----- 66

UT90-II SERIES
Modern Environmental Friendly Digital Multimeters-----68

UT81 SERIES
Scope Digital Multimeters----- 70

UT71 SERIES
Intelligent Digital Multimeters----- 72

UT61 SERIES
Modern Digital Multimeters----- 74

UT58 SERIES
General Digital Multimeters----- 76

UT33 SERIES
Palm Size Digital Multimeters----- 78

CONTENTS

Digital Clamp Meters

UT210 SERIES
Mini Clamp Meters-----80

UT211 SERIES
60A Mini Clamp Meters-----82

UT213 SERIES
400A Digital Clamp Meters-----83

UT216 SERIES
600A True RMS Digital Clamp Meters-----84

UT200 SERIES
400-600A Digital Clamp Meters-----86

UT200 SERIES
1000A Digital Clamp Meters-----88

UT220 SERIES
2000A Digital Clamp Meters-----91

Electrical Power Tools

UT220 SERIES
Large Diameter Clamp Ammeters-----92

UT230 SERIES
Digital Power Clamp Meters-----93

UT240 SERIES
Power and Harmonics Clamp Meters-----94

UT251 SERIES
High Sensitivity Leakage Current Clamp Meters-----95

UT253 SERIES
Large Jaws Leakage Current Clamp Meters-----96

UT255 SERIES
High Voltage Clamp Ammeters-----97

UT256 SERIES
200A True RMS Fork Meters-----98

UT257 SERIES
Large Jaws Leakage Clamp Meters-----99

UT258 SERIES
AC/DC Leakage Clamp Meters-----100

UT261 SERIES
Phase Sequence and Motor Rotation Indicators-----101

UT262 SERIES
Non-Contact Phase Detectors-----102

UT265 SERIES
Intelligent Double Clamp Phase Digital Voltammeters-----103

UT267 SERIES
Intelligent Three Clamp Phase Voltammeters-----104

UT270 SERIES
Clamp Earth Ground Testers-----105

Power Quality Analyzers

UT283 SERIES
Single Phase Power Quality Analyzers-----107

UT285 SERIES
Three Phase Power Quality Analyzers-----108

IR Thermometers

UT300 SERIES
Infrared Thermometers-----110

Environmental Testers

UT310 SERIES
Vibration Testers-----115

UT320 SERIES
Contact Type Thermometers-----117

CONTENTS

UT330 SERIES	
USB Dataloggers-----	118
Digital Thermo-Hygrometers-----	119
UT337 SERIES	
Carbon Monoxide Testers-----	120
UT340 SERIES	
Coating Thickness Gauges-----	121
UT350 SERIES	
Sound Level Meters-----	122
UT360 SERIES	
Anemoscopes-----	123
UT370 SERIES	
Non-Contact Tachometers-----	124
UT380 SERIES	
Illuminometers-----	125
UT390 SERIES	
Laser Distance Meters-----	126
UT393 SERIES	
Laser Distance Meters-----	127

Electric Testers

UT505 SERIES	
Handheld Insulation Resistance Testers-----	128
UT500 SERIES	
Insulation Resistance Testers-----	129
UT510 SERIES	
Insulation Resistance Testers-----	130
UT520 SERIES	
Earth Ground Testers-----	131
Multifunction Electric Meters-----	132
Safety Testers-----	133
Multifunction Insulation Resistance Testers-----	134
UT530 SERIES	
Insulation Resistance Multimeters-----	135
UT572 SERIES	
Advance Earth Resistance Testers-----	136
UT580 SERIES	
Digital RCD (ELCB) Testers-----	137
Digital RCD Testers-----	138

Component Testing Tools

UT600 SERIES	
Inductance Capacitance Meters-----	139
UT610 SERIES	
LCR Meters-----	140
UT620 SERIES	
Digital Micro Ohm Meters-----	141

Lamp Testers

UT650 SERIES	
Lamp Testers-----	142

Cable Finders

UT681 SERIES	
Multifunction Cable Finders-----	143

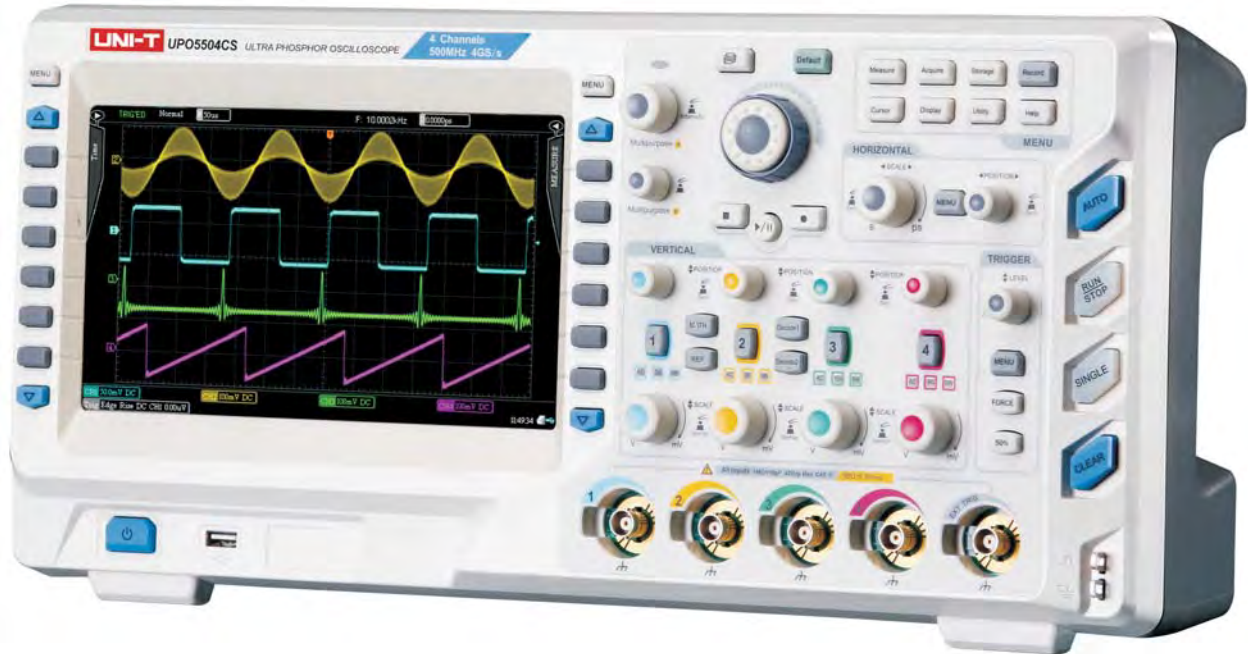
Accessories

Accessories For Meters-----	144
Accessories For Instruments-----	147

NEW



EN61326-1
EN61010-1



FEATURES



- ▶ Sample Rate up to 4GS/s
- ▶ 2 or 4 Channel Version
- ▶ Bandwidth 200MHz, 350MHz, 500MHz
- ▶ Memory Depth 256Mpts
- ▶ Waveform Capture Rate up to 200,000wfms/s
- ▶ With 256 level Intensity Grading
- ▶ Up to 300,000 Frames for Waveform Record and Replay
- ▶ Support Serial Plus Trigger and Decoding
- ▶ 9 Inches TFT Color LCD Display with WVGA(800×480) Resolution
- ▶ Interface: USB Host, LAN, VGA, AUX OUT, 10MHz Input/Output

NEW



EN61326-1
EN61010-1

INDUSTRIAL DESIGN



Dimensions (W×H×D):456mm× 210mm×120mm

NEW

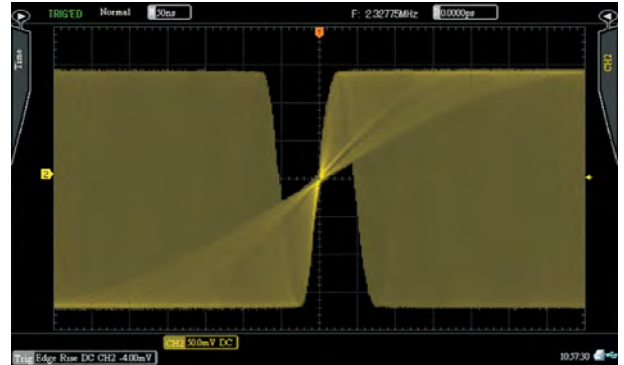


EN61326-1
EN61010-1

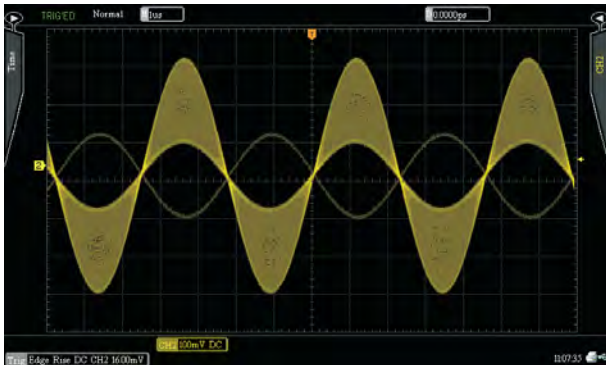
USER INTERFACE



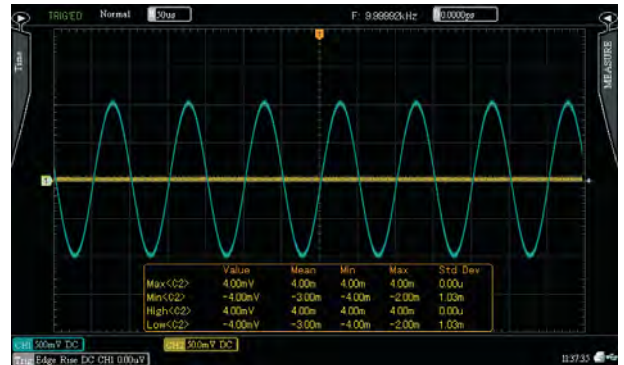
Memory Depth with up to 256Mpts, which helps to capture the signal for longer time and record the details of waveform.



Up to 256-Level intensity grading display, timely reflect the probability wave appears.



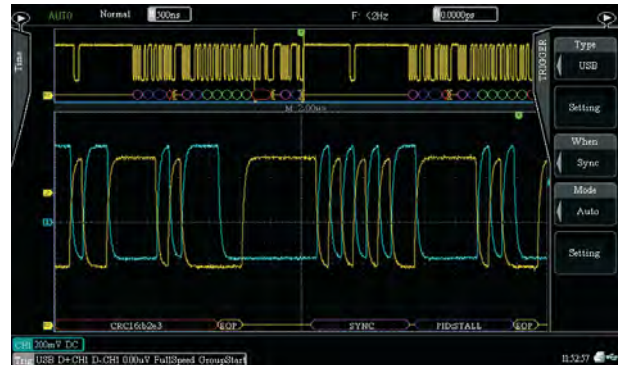
Waveform Capture Rate is 30,000wfms/s, which improve the ability of capturing the random and low probability case, and observe the signal jitter and glitch.



A variety of automatic measurement and statistical functions



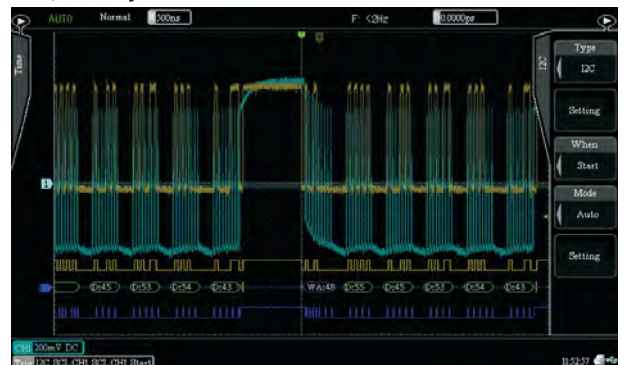
Advanced math functions



Support multiple serial bus triggering: RS232/UART, I2C, SPI, CAN, USB, Flex Ray



RS232/UART
Support for multiple bus decoding functions (Optional): RS232/UART, I2C, SPI, CAN, USB, Flex Ray



Decoding

NEW



EN61326-1
EN61010-1



SPECIFICATIONS

Specifications	UPO5202CS	UPO5204CS	UPO5352CS	UPO5354CS	UPO5502CS	UPO5504CS
Bandwidth	200 MHz	200 MHz	350 MHz	350 MHz	500 MHz	500 MHz
Channels	2	4	2	4	2	4
Sample Rate	4GS/s(Single-channel)、2GS/s(Dual-channel)					
Max. Memory Depth	256Mpts(Single-channel)、128Mpts(Dual-channel)					
Waveform Capture Rate	200,000wfms/s					
Time Base Scale	UPO550X/UPO535X:1ns~1000s; UPO520X:2 ns~1000s					
Input Coupling	(1MΩ±1%)/(14pF±3pF); (50Ω±2%)/(14pF±3pF)					
Vertical Scale	1 mV/div~5 V/div(1 MΩ); 1 mV/div ~1 V/div(50 Ω)					
DC Gain Accuracy	±3%					
Waveform Record	Max. 300,000 Frames					
Trigger	Edge,Pulse Width,RunT,Nth Edge,Slope,Video,Pattern,RS232/UART,I2C,SPI,CAN,USB,FlexRay					
Bus Decode	Standard:Parallel; Optional:RS232/UART,I2C,SPI,CAN,USB,FlexRay					
Math Function	A+B、A-B、A×B、A/B、FFT、Editable Advanced Logic Operation					
Auto Measurement	Peak-Peak Value, Amplitude, Maximum, Minimum, Top Value, Bottom Value, Average, Cycle Average,Cycle Root Mean Square Value, Area, Cycle Area, Root Mean Square Value, Overshoot, Preshoot, Frequency, Cycle, Rise Time, Fall Time, Positive Pulse, Negative Pulse, Positive Duty Ratio, Negative Duty Ratio, Delay 1->2, and Delay 2->1.					
Number of Measurements	Display 5 measurements at the same time					
Measurement Statistic	Average, Max, Min, Standard Deviation, Number of Measurements					
Frequency Counter	Hardware 6 bits counter(Selectable)					
Standard Interface	USB-Host(×2),LAN, VGA Output, 10MHz Input/Output,AUX Output (TrigOut,GND, Pass/Fail)					

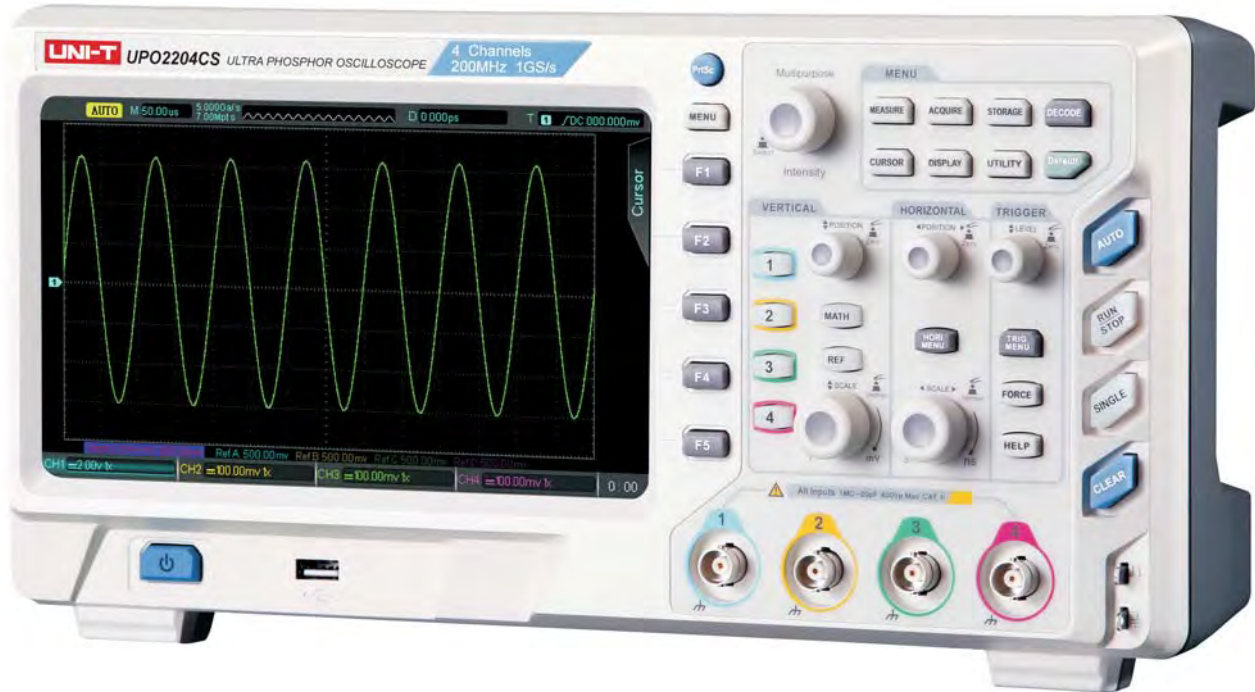
GENERAL CHARACTERISTICS

Power	100V~240V, 45Hz~440Hz
Display	9 Inches TFT Color LCD Display with WVGA(800×480) Resolution
Product Color	White and Gray
Product Net Weight	4.4kg
Product Size (W×H×D)	456mm×218mm×128mm
Standard Accessories	Probe×2/4(1×,10×switchable),Power Cord ,USB Cable, PC Software CD
Standard Individual Packing	Gift Box, English Manual
Standard Quantity Per Carton	1 PCs
Standard Carton Measurement(L×W×H)	445×395×275mm
Standard Carton Cross Weight	7.2kg

NEW



EN61326-1
EN61010-1



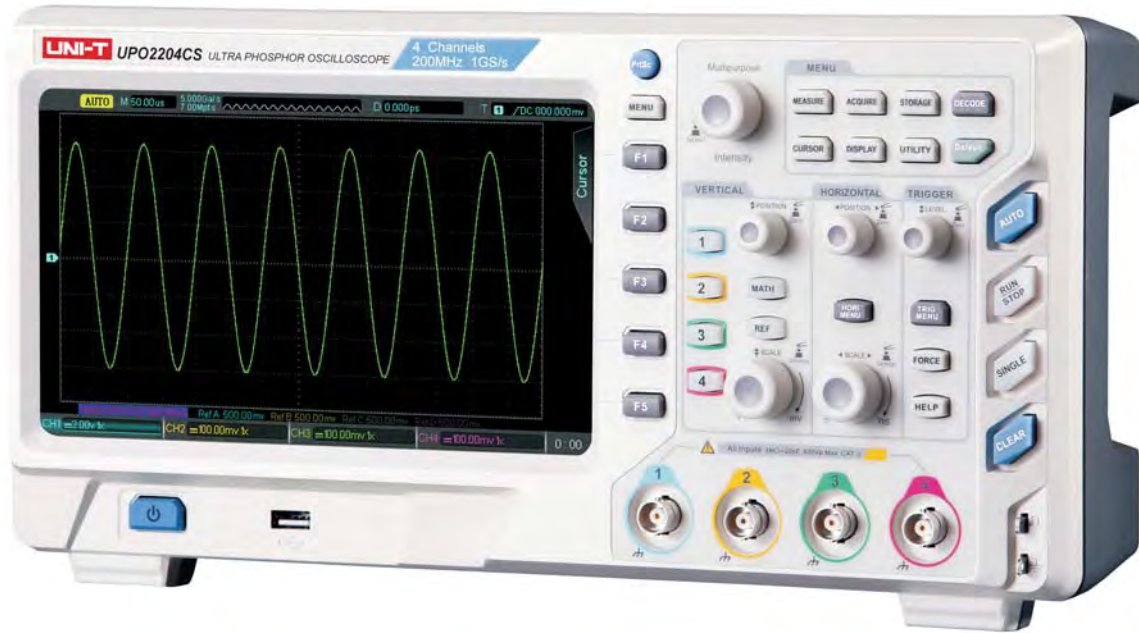
Features

- ▶ Sample Rate up to 1GS/s
- ▶ 2 or 4 Channel Version
- ▶ Bandwidth 100MHz, 160MHz, 200MHz
- ▶ Memory Depth 32Mpts
- ▶ Waveform Capture Rate up to 30,000wfms/s
- ▶ With 256 level Intensity Grading
- ▶ Up to 65,000 Frames for Waveform Record and Replay
- ▶ Support Serial Bus Trigger and Decoding
- ▶ 8 Inches TFT Color LCD Display with WVGA (800×480) Resolution
- ▶ Interface: USB Host, USB Device, LAN, AUX OUT

NEW



EN61326-1
EN61010-1



SPECIFICATIONS

Specifications	UPO2102CS	UPO2104CS	UPO2162CS	UPO2164CS	UPO2202CS	UPO2204CS
Bandwidth	100 MHz	100 MHz	160 MHz	160 MHz	200 MHz	200 MHz
Channels	2	4	2	4	2	4
Sample Rate	1GS/s					
Max. Memory Depth	32Mpts					
Waveform Capture Rate	30,000wfms/s					
Time Base Scale	2 ns/div~50 s/div					
Input Coupling	(1MΩ± 1%) (13 pF± 3 pF)					
Vertical Scale	1mV/div ~20 V/div(1 MΩ)					
DC Gain Accuracy	±3%					
Waveform Record	65,000 Frames					
Trigger	Edge, Alternate, Runt Windows, Time Out, Nth Edge, Delay, Duration, Setup Hold, Pulse Width,Slope, Video, Pattern, RS232/UART,I2C,SPI,USB					
Bus Decode	Standard: Parallel; Optional: RS232/UART,I2C,SPI, USB					
Waveform Operation	A+B, A-B, A×B, A/B, FFT, Editable Advanced Logic Operation					
Auto Measurement	Peak-PeakValue, Amplitude, Maximum, Minimum, Top Value, Bottom Value, Cycle Average,Cycle Root Mean Square Value, Area , Cycle Area , Average, Root Mean Square Value, Overshoot, Preshoot, Frequency, Cycle, Rise Time, Fall Time, Positive Pulse, Negative Pulse, Positive Duty Ratio, Negative Duty Ratio, Delay 1->2, and Delay 2->1.					
Number of Measurements	Display 5 measurements at the same time					
Measurement Statistic	Average, Max, Min, Standard Deviation, Number of Measurements					
Frequency Counter	Hardware 6 bits counter(Selectable)					
Standard Interface	USB-Host, USB-Device, LAN, AUX Output (TrigOut, Pass/Fail)					

GENERAL CHARACTERISTICS

Power	100V~240VAC, 45Hz~440Hz
Display	8 Inches TFT Color LCD Display with WVGA(800×480) Resolution
Product Color	White and Gray
Product Net Weight	3.5kg
Product Size (W×H×D)	336mm×163.8mm×105mm
Standard Accessories	Probe×2/4(1×,10× Switchable),Power Cord ,USB Cable,PC Software CD
Standard Individual Packing	Gift Box, English Manual
Standard Quantity Per Carton	2 PCs
Standard Carton Measurement(L×W×H)	550×220×325mm
Standard Carton Cross Weight	9.5Kg
Optional Accessories	25MHz Function/Arbitrary Waveform Generator



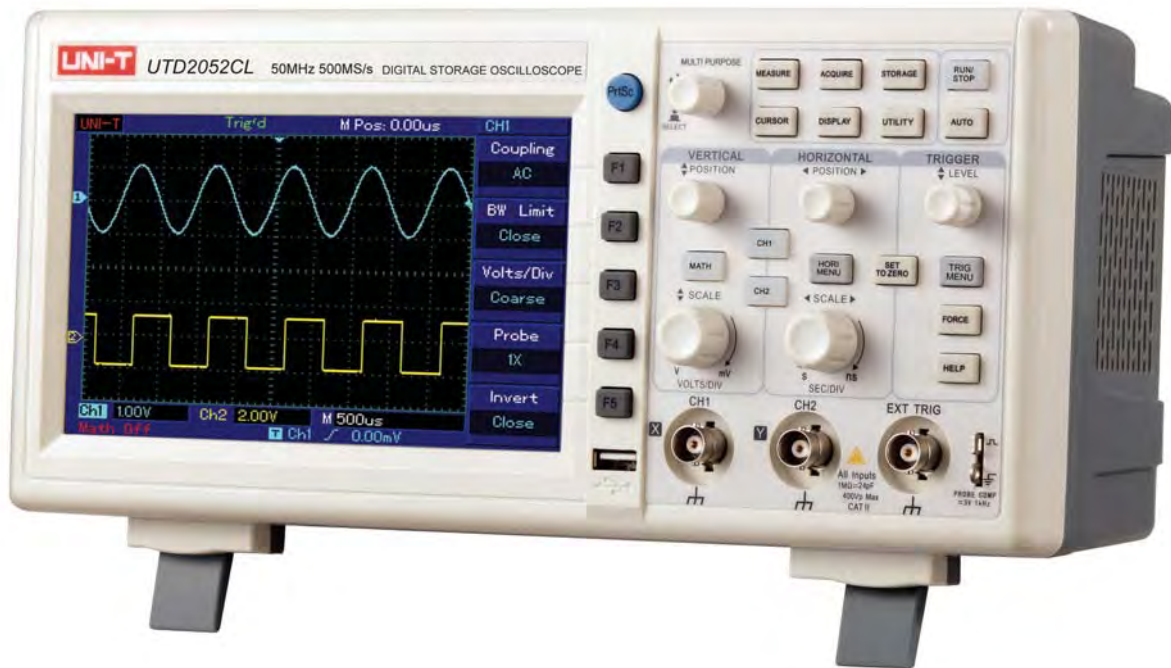
UTD2000L SERIES Digital Storage Oscilloscopes

UTD2025CL / UTD2052CL



UL 61010-1
EN61326-1
EN61010-1

Intertek



SPECIFICATIONS

Specifications	UTD2025CL	UTD2052CL
Channels	2	
Bandwidth	25MHz	50MHz
Sample Rate	250MS/s	500MS/s
Rise Time	≤14ns	≤7ns
Memory Depth	25kpts	
Waveform Acquisition Rate	≥2000wfms/s	
Vertical Sensitivity	1mV/div~20V/div	
Time-Based Range	10ns/div~50s/div	5ns/div~50s/div
Storage	Setup,Wave,Bitmap	
Trigger Modes	Edge, Pluse, Video, Alternate	Edge, Pluse, Alternate
Interfaces	USB OTG,Pass/Fail	USB OTG

GENERAL CHARACTERISTICS

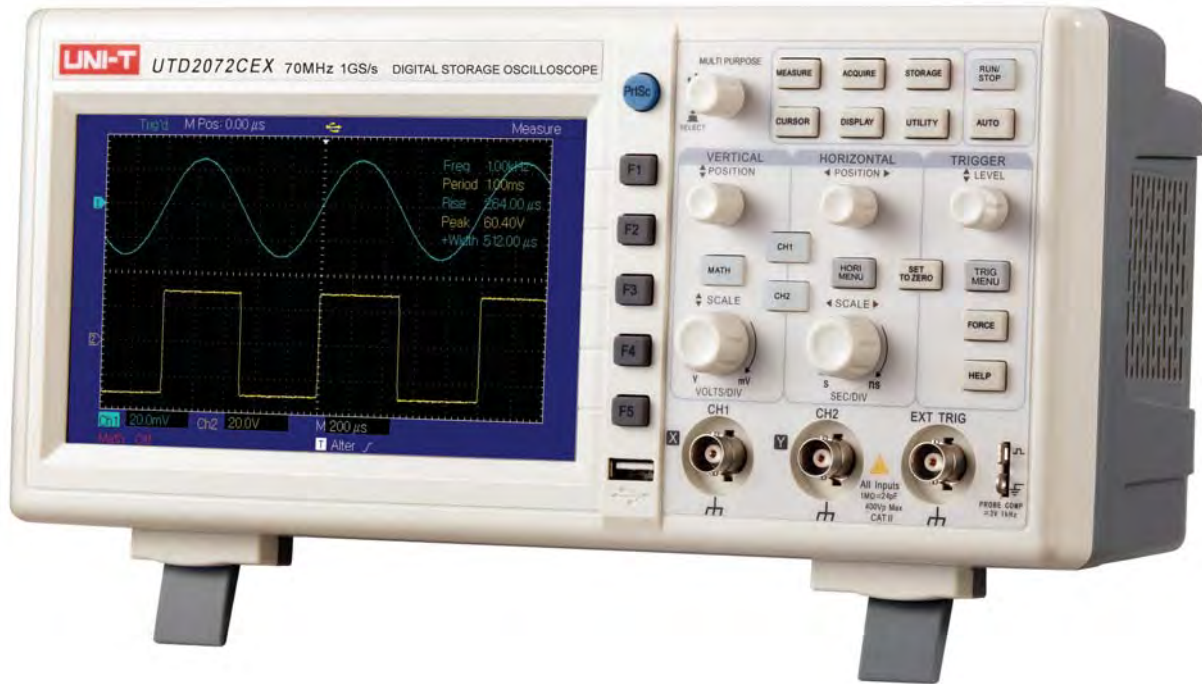
Power	100-240VAC, 45-440Hz
Display	7 Inches 64K Color TFT LCD, (400×240)
Product Color	White and Gray
Product Net Weight	2.2Kg
Product Size (W×H×D)	306mm ×134mm × 122mm
Standard Accessories	Probe×2 (1×,10× switchable),Power Cord, USB Cable, PC Software CD
Standard Individual Packing	Gift Box, English Manual
Standard Quantity Per Carton	2 PCs
Standard Carton Measurement (L×W×H)	450mm × 420mm × 280mm
Standard Carton Gross Weight	8.3 Kg



UTD2000EX SERIES
Digital Storage Oscilloscopes
 UTD2052CEX / UTD2072CEX / UTD2102CEX



UL 61010-1
 EN61326-1
 EN61010-1



SPECIFICATIONS

Specifications	UTD2052CEX	UTD2072CEX	UTD2102CEX
Channels		2	
Bandwidth	50MHz	70MHz	100MHz
Sample Rate		1GS/s	
Rise Time	≤7ns	≤5ns	≤3.5ns
Memory Depth		25kpts	
Waveform Acquisition Rate		≥2000wfms/s	
Vertical Sensitivity		1mV/div~20V/div	
Time-Based Range		2ns/div~50s/div	
Storage		Setup,Wave,Bitmap	
Trigger Modes		Edge,Pluse,Alternate	
Interfaces		USB OTG	

GENERAL CHARACTERISTICS

Power	100-240VAC, 45-440Hz
Display	7 Inches 64K Color TFT LCD, (800×480)
Product Color	White and Gray
Product Net Weight	2.2Kg
Product Size (W×H×D)	306mm × 134mm × 122mm
Standard Accessories	Probe×2 (1×,10× switchable),Power Cord, USB Cable, PC Software CD
Standard Individual Packing	Gift Box, English Manual
Standard Quantity Per Carton	2 PCs
Standard Carton Measurement (L×W×H)	450mm × 420mm × 280mm
Standard Carton Gross Weight	8.5 Kg
Optional Accessories	LA Module



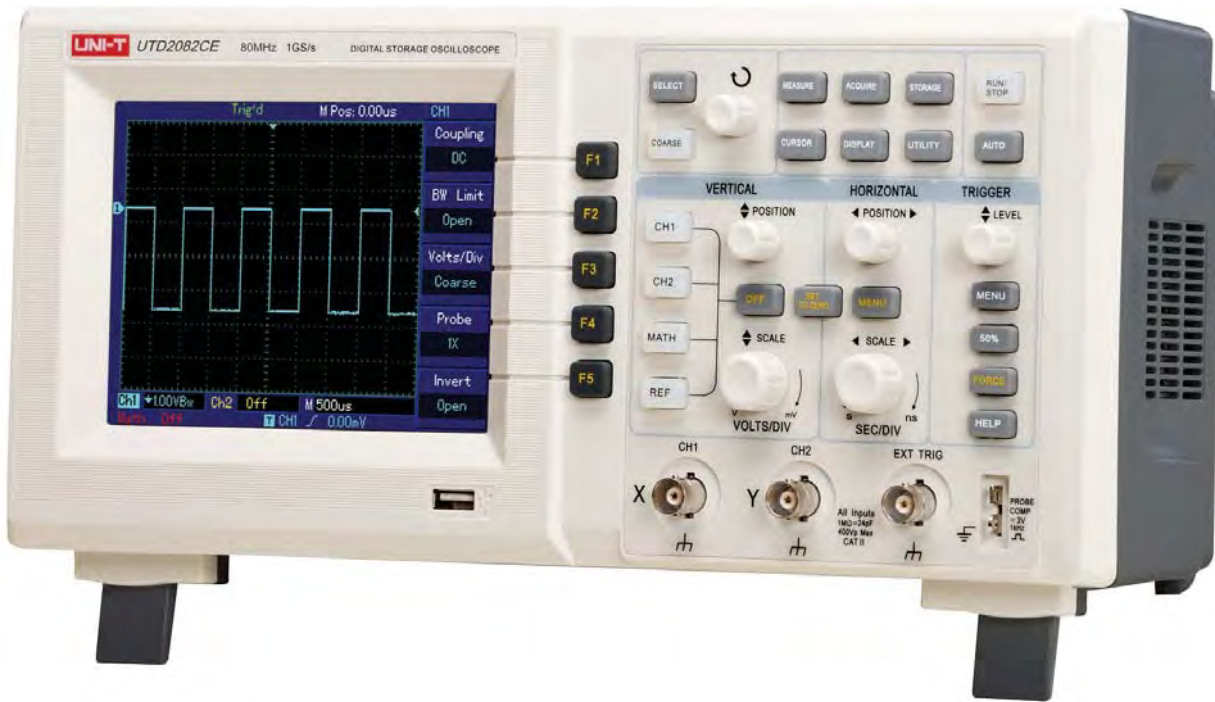
UTD2000E SERIES

Digital Storage Oscilloscopes

UTD2042CE / UTD2062CE / UTD2082CE



EN61326-1
EN61010-1



SPECIFICATIONS

Specifications	UTD2042CE	UTD2062CE	UTD2082CE
Channels		2	
Bandwidth	40MHz	60MHz	80MHz
Sample Rate		1GS/s	
Rise Time	≤8.7ns	≤5.8ns	≤4.3ns
Memory Depth		25kpts	
Waveform Acquisition Rate		≥2000wfms/s	
Vertical Sensitivity		2mV/div~5V/div	
Time-Based Range		5ns/div~50s/div	
Storage		Setup,Wave,Bitmap	
Trigger Modes		Edge, Pluse, Video, Alternate	
Interfaces		USB Device, USB Host, Pass/Fail	

GENERAL CHARACTERISTICS

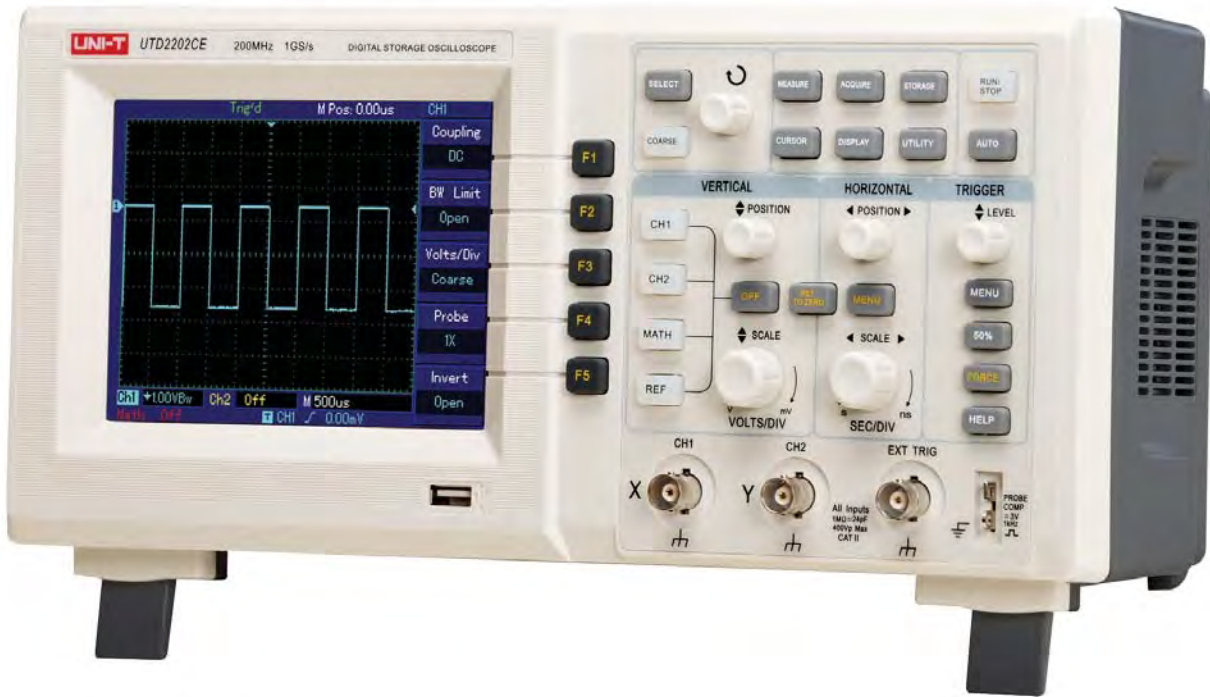
Power	100-240VAC, 45-440Hz
Display	5.7 Inches 64K Color TFT LCD, (320×240)
Product Color	White and Gray
Product Net Weight	2.5 Kg
Product Size (W×H×D)	320mm × 145mm × 160mm
Standard Accessories	Probe×2 (1×, 10× switchable), Power Cord, USB Cable, PC Software CD
Standard Individual Packing	Gift Box, English Manual
Standard Quantity Per Carton	2 PCs
Standard Carton Measurement (L×W×H)	450mm × 420mm × 280mm
Standard Carton Gross Weight	8.5 Kg
Optional Accessories	LAN Port



UTD2000E SERIES

Digital Storage Oscilloscopes

UTD2102CE / UTD2152CE / UTD2202CE

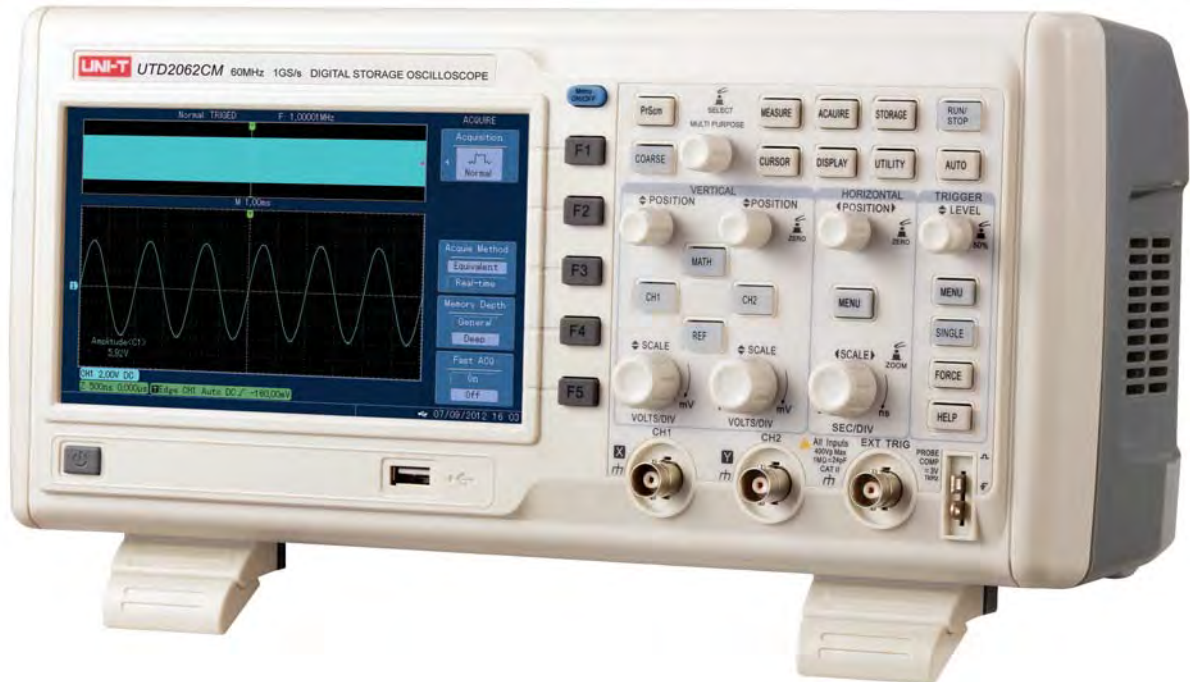


SPECIFICATIONS

Specifications	UTD2102CE	UTD2152CE	UTD2202CE
Channels		2	
Bandwidth	100MHz	150MHz	200MHz
Sample Rate		1GS/s	
Rise Time	≤3.5ns	≤2.3ns	≤1.8ns
Memory Depth		25kpts	
Waveform Acquisition Rate		≥2000wfms/s	
Vertical Sensitivity	2mV/div~10V/div	2mV/div~10V/div	2mV/div~5V/div
Time-Based Range	5ns/div~50s/div	2ns/div~50s/div	2ns/div~50s/div
Storage		Setup,Wave,Bitmap	
Trigger Modes		Edge, Pluse, Video, Alternate	
Interfaces		USB Device, USB Host, Pass/Fail	

GENERAL CHARACTERISTICS

Power	100-240VAC, 45-440Hz
Display	5.7 Inches 64K Color TFT LCD, (320×240)
Product Color	White and Gray
Product Net Weight	2.5 Kg
Product Size (W×H×D)	320mm × 145mm × 160mm
Standard Accessories	Probe×2 (1×, 10× switchable), Power Cord, USB Cable, PC Software CD
Standard Individual Packing	Gift Box, English Manual
Standard Quantity Per Carton	2 PCs
Standard Carton Measurement (L×W×H)	450mm × 420mm × 280mm
Standard Carton Gross Weight	8.5 Kg
Optional Accessories	LAN Port



SPECIFICATIONS

Specifications	UTD2062CM	UTD2102CM	UTD2202CM
Channels		2	
Bandwidth	60MHz	100MHz	200MHz
Sample Rate		1GS/s	
Rise Time	≤5.8ns	≤3.5ns	≤1.8ns
Memory Depth		16Mpts	
Waveform Acquisition Rate		≥150,000wfms/s	
Vertical Sensitivity		2mV/div~10V/div	
Time-Based Range		2ns/div~50s/div	
Storage		Setup,Wave,Bitmap,CSV	
Trigger Modes		Edge, Pluse, Video, Slope, Alternate	
Interfaces		USB Device, USB Host, Pass/Fail	

GENERAL CHARACTERISTICS

Power	100-240VAC, 45-440Hz
Display	7 Inches 64K Color TFT LCD, (800×480)
Product Color	White and Gray
Product Net Weight	2.9 Kg
Product Size (W×H×D)	332mm × 147mm × 170mm
Standard Accessories	Probe×2 (1×, 10× switchable), Power Cord, USB Cable, PC Software CD
Standard Individual Packing	Gift Box, English Manual
Standard Quantity Per Carton	2 PCs
Standard Carton Measurement (L×W×H)	450mm × 420mm × 280mm
Standard Carton Gross Weight	9.3 Kg
Optional Accessories	LAN Port, LA Module




UTD4000 SERIES

Digital Storage Oscilloscopes

UTD4062C / UTD4102C / UTD4202C / UTD4302C



EN61326-1
EN61010-1



SPECIFICATIONS

Specifications	UTD4062C	UTD4102C	UTD4202C	UTD4302C
Channels	2			
Bandwidth	60MHz	100MHz	200MHz	300MHz
Sample Rate	2GS/s			
Rise Time	≤5.8ns	≤3.5ns	≤1.8ns	≤1.2ns
Memory Depth	24kpts			
Waveform Acquisition Rate	≥2000wfms/s			
Vertical Sensitivity	1mV/div~10V/div	1mV/div~10V/div	2mV/div~5V/div	2mV/div~5V/div
Time-Based Range	5ns/div~50s/div	5ns/div~50s/div	2ns/div~50s/div	1ns/div~50s/div
Storage	Setup, Wave, Bitmap, CSV			
Trigger Modes	Edge, Pluse, Video, Slope, Alternate, LA			
Interfaces	USB Device, USB Host, Pass/Fail, LA Interface, Multimeter Interface			
Multimeter Specifications	Range		Best Accuracy	
DC Voltage(V)	400mV, 4V, 40V, 400V		±(1%+5)	
AC Voltage(V)	4V, 40V, 400V		±(1.2%+5)	
DC Current(A) (External Convertor)	4mA, 40mA, 400mA, 4A		±(1%+5) 4A: ±(1.5%+5)	
Resistance(Ω)	400Ω, 4kΩ, 40kΩ, 400kΩ, 4MΩ, 40MΩ		±(1.5%+5)	
Display Count	4000			
Auto Range	√			

GENERAL CHARACTERISTICS

Power	100-240VAC, 45-440Hz
Display	5.7 Inches 64K Color TFT LCD, (320×240)
Product Color	White and Gray
Product Net Weight	3.8Kg
Product Size (W×H×D)	337mm×190mm×180mm
Standard Accessories	Probe×2 (1×, 10× switchable), Logic Analyzer Probe, Current-to-Voltage Convertor, Test Leads, Power Cord, USB Cable, PC Software CD
Standard Individual Packing	Gift Box, English Manual
Standard Quantity Per Carton	2 PCs
Standard Carton Measurement (L×W×H)	540mm×425mm×325mm
Standard Carton Gross Weight	13.7 Kg
Optional Accessories	LAN Port, GPIB Port



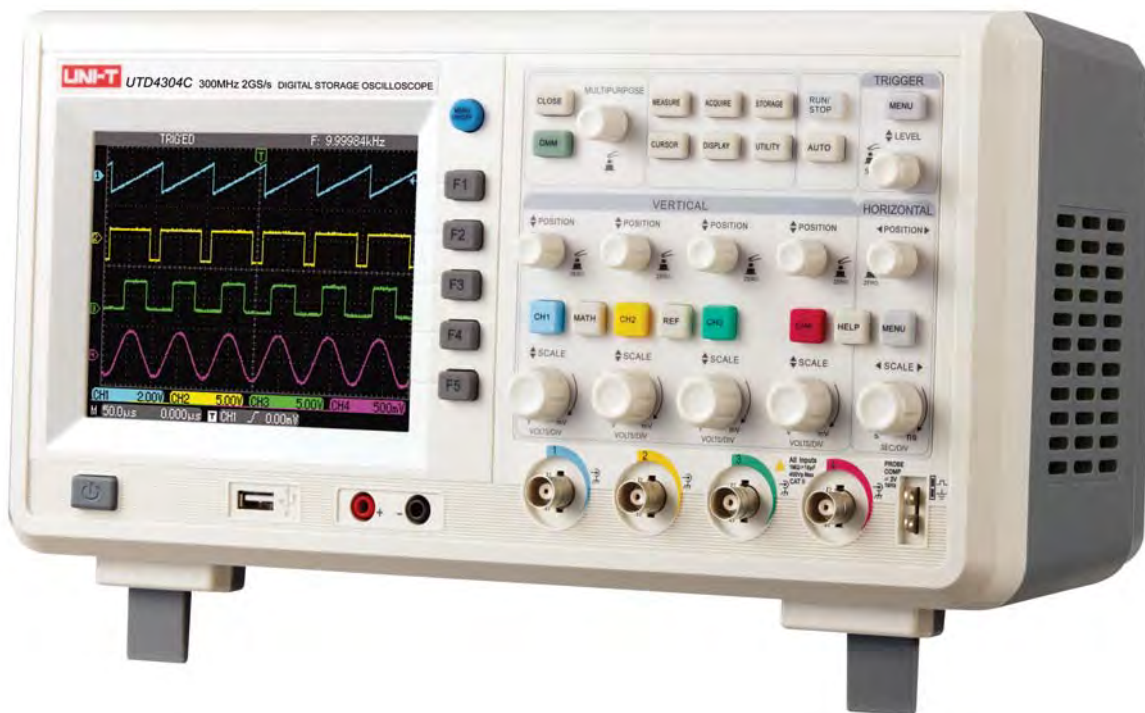
UTD4000-4CH SERIES

Digital Storage Oscilloscopes

UTD4104C / UTD4204C / UTD4304C



EN61326-1
EN61010-1



SPECIFICATIONS

Specifications	UTD4104C	UTD4204C	UTD4304C
Channels		4	
Bandwidth	100MHz	200MHz	300MHz
Sample Rate		2GS/s	
Rise Time	≤3.5ns	≤1.8ns	≤1.2ns
Memory Depth		24kpts	
Vertical Sensitivity		2mV/div~5V/div	
Time-Based Range	5ns/div~50s/div	2ns/div~50s/div	1ns/div~50s/div
Storage		Setup,Wave,Bitmap,CSV	
Trigger Modes		Edge,Pluse,Video,Slope,Alternate	
Interfaces		USB Device, USB Host, Multimeter Interface	
Multimeter Specifications	Range	Best Accuracy	
DC Voltage(V)	400mV,4V,40V,400V	±(1%+5)	
AC Voltage(V)	4V,40V,400V	±(1.2%+5)	
DC Current(A) (External Convertor)	4mA,40mA,400mA,4A	±(1%+5)	4A: ±(1.5%+5)
Resistance(Ω)	400Ω,4kΩ,40kΩ,400kΩ,4MΩ,40MΩ	±(1.5%+5)	
Display Count		4000	
Auto Range		√	

GENERAL CHARACTERISTICS

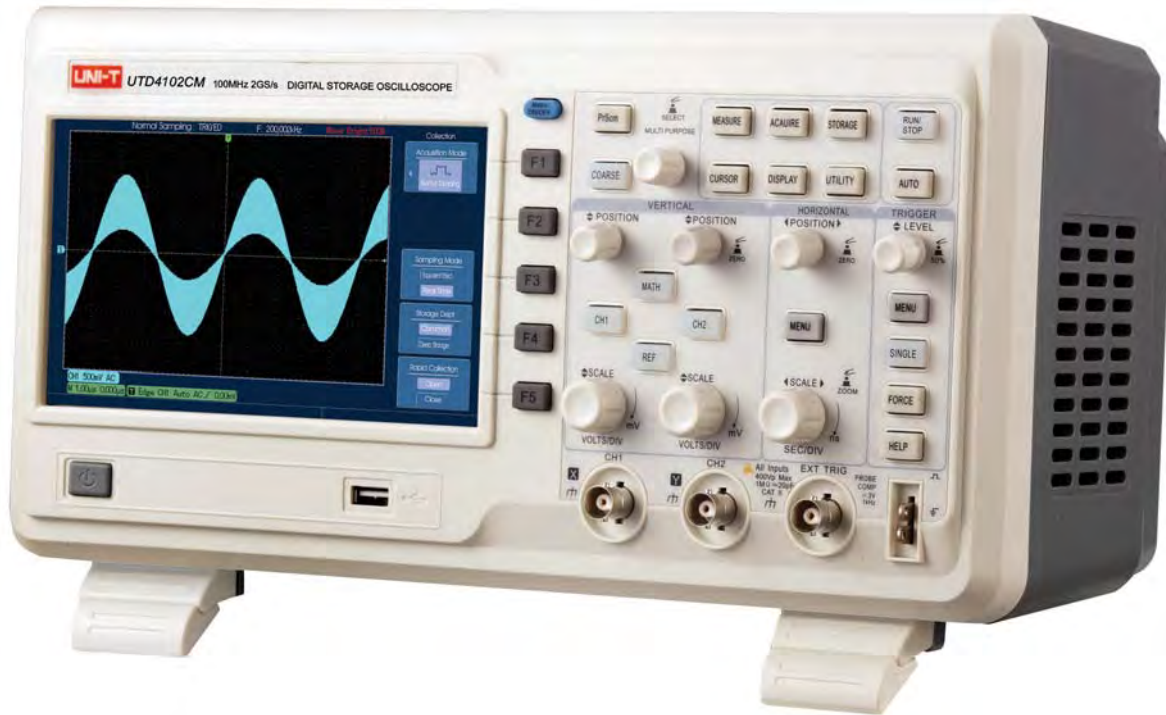
Power	100-240VAC,45-440Hz
Display	5.7 Inches 64K Color TFT LCD,(320×240)
Product Color	White and Gray
Product Net Weight	3.8Kg
Product Size (W×H×D)	337mm×190mm×180mm
Standard Accessories	Probe×4 (1×,10× switchable), Current-to-Voltage Convertor , Test Leads, Power Cord, USB Cable, PC Software CD
Standard Individual Packing	Gift Box,English Manual
Standard Quantity Per Carton	2 PCs
Standard Carton Measurement (L×W×H)	540mm×425mm×325mm(0.075 CBM Per Standard Carton)
Standard Carton Gross Weight	13.7 Kg



UTD4000M SERIES
Digital Storage Oscilloscopes
 UTD4062CM / UTD4102CM / UTD4202CM / UTD4302CM



EN61326-1
 EN61010-1



SPECIFICATIONS


Specifications	UTD4062CM	UTD4102CM	UTD4202CM	UTD4302CM
Channels			2	
Bandwidth	60MHz	100MHz	200MHz	300MHz
Sample Rate	2GS/s			
Rise Time	≤5.8ns	≤3.5ns	≤1.8ns	≤1.2ns
Memory Depth	24Mpts(Each Channel)			
Waveform Acquisition Rate	≥150,000wfms/s			
Vertical Sensitivity	2mV/div~5V/div			
Time-Based Range	2ns/div~50s/div	2ns/div~50s/div	2ns/div~50s/div	1ns/div~50s/div
Storage	Setup, Wave, Bitmap, CSV			
Trigger Modes	Edge, Pluse, Video, Slope, Alternate			
Interfaces	USB Device, USB Host, Pass/Fail			

GENERAL CHARACTERISTICS

Power	100-240VAC, 45-440Hz
Display	7 Inches 64K Color TFT LCD, (800×480)
Product Color	White and Gray
Product Net Weight	3.8 Kg
Product Size (W×H×D)	337mm × 190mm × 180mm
Standard Accessories	Probe×2(1×, 10× switchable), Power Cord, USB Cable, PC Software CD
Standard Individual Packing	Gift Box, English Manual
Standard Quantity Per Carton	2 PCs
Standard Carton Measurement (L×W×H)	540mm × 425mm × 325mm
Standard Carton Gross Weight	13.7 Kg
Optional Accessories	LAN Port, LA Module



EN61326-1
 EN61010-1



SPECIFICATIONS

Specifications	UTD5062C	UTD5082C	UTD5102C
Channels		2	
Bandwidth	600MHz	800MHz	1GHz
Sample Rate		5GS/s	
Rise Time	≤583ps	≤438ps	≤350ps
Memory Depth		128Mpts	
Waveform Acquisition Rate		≥30,000wfms/s	
Vertical Sensitivity		2mV/div~5V/div	
Time-Based Range		500ps/div, 1ns/div ~ 40s/div	
Storage		Setup,Wave,Bitmap,CSV	
Trigger Modes		Edge, Pluse, Video, Alternate	
Interfaces		USB Device, USB Host	

GENERAL CHARACTERISTICS

Power	100-240VAC, 45-440Hz
Display	8.4 Inches 64K Color TFT LCD, (800×600)
Product Color	White and Gray
Product Net Weight	3.7 Kg
Product Size (W×H×D)	330mm ×230mm × 200mm
Standard Accessories	10:1 Probex2, Power Cord , USB Cable, PC Software CD
Standard Individual Packing	Gift Box, English Manual
Standard Quantity Per Carton	1 PCs
Standard Carton Measurement (L×W×H)	400mm × 325mm × 375mm
Standard Carton Gross Weight	5.4 Kg
Optional Accessories	LAN Port



UTG2000A SERIES
Function / Arbitrary Waveform Generators
 UTG2025A / UTG2062A



SPECIFICATIONS

Specifications	UTG2025A	UTG2062A
Channels		2
Sample Rate	125MS/s	250MS/s
Output Frequency	25MHz	60MHz
Frequency Resolution		1μHz
Vertical Resolution		14 bits
Max.Arb Memory Depth	8 kpts	1 Mpts
Waveforms	Sine, Square, Ramp, Triangle, Pulse, Noise, DC, Arb	
Output Amplitude Range	1mVpp~10Vpp(50Ω); 2mVpp~20Vpp(High Z)	
Modulation Types	AM, FM, PM, ASK, FSK, PWM, Sweep, Burst	
Interfaces	USB Device, USB Host, Frequency Meter(UTG2025A)	

GENERAL CHARACTERISTICS

Power	100-240VAC, 45-440Hz
Display	4.3 Inches 64K Color TFT LCD, (480×272)
Product Color	White and Gray
Product Net Weight	3.2 Kg
Product Size	165mm×320mm×110mm
Standard Accessories	BNC Cable, Power Cord, USB Cable, PC Software CD
Standard Individual Packing	Gift Box, English Manual
Standard Quantity Per Carton	2 PCs
Standard Carton Measurement	380mm×330mm×320mm
Standard Carton Gross Weight	9.7 Kg
Optional Accessories	LAN Port (UTG2062A)

NEW

CE **CAT II** 300V EN61326-1 EN61010-1



Features

- ▶ 100MHz/120MHz/160MHz Sine Wave Output with 1μHz Full-band Resolution
- ▶ 30MHz/40MHz/50MHz Pulse Waveform with Adjustable Rise/Fall Time
- ▶ 500MSa/s Sample Rate at 14bits Vertical Resolution
- ▶ Standard Dual Channels and Supporting Stand-Alone or Channel-Coupling Output Mode
- ▶ 512k Points Arbitrary Waveform Storage; 8 Waveforms for Nonvolatile Memory
- ▶ Various Modulation Including : AM,FM,PM,ASK,FSK,PSK,BPSK,QPSK,OSK,PWM
- ▶ 8 Inches TFT Color Display with WVGA (800×480) Resolution
- ▶ Standard I/O Ports: USB Host, USB Device, LAN,10MHz Input/Output

NEW

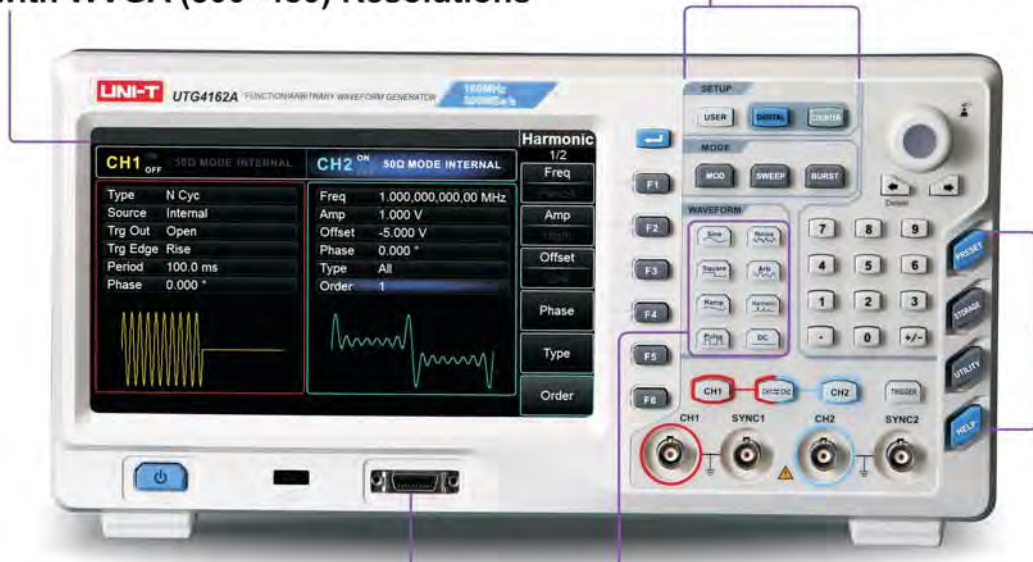


EN61326-1
EN61010-1

INDUSTRIAL DESIGN

8 Inches TFT Color LCD Display with WVGA (800×480) Resolutions

Function Menu



Shortcut Keys

Digital Signal Generation Output

Waveform Selection Shortcut Keys

Anti-Theft Lock Hole



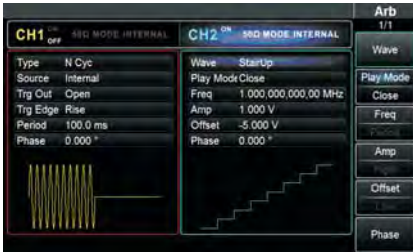
Multiple I/O Interfaces

Dimensions (W×H×D):336mm× 163.8mm×105mm

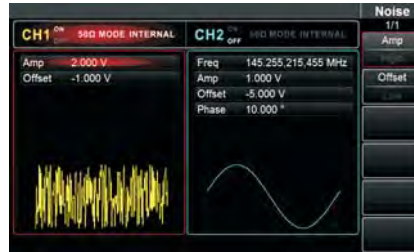
NEW



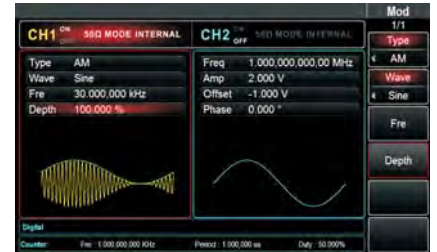
USER INTERFACE



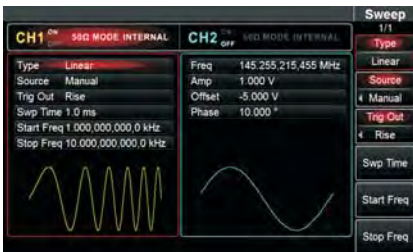
Arbitrary waveform function



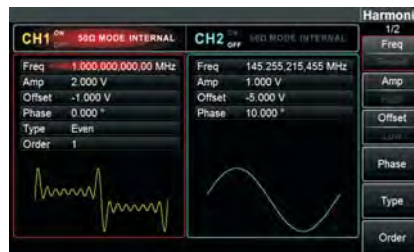
Noise Modes



Various Modulation Options



Linear and Logarithmic Sweep Available



Customize Harmonic Generation Function



Digital Signal Output (Optional)

SPECIFICATIONS-Part 1

Specifications	UTG4102A	UTG4122A	UTG4162A
Channels	2		
Bandwidth	100MHz	120MHz	160MHz
Sample Rate	500MSa/s		
Waveforms	Sine, Square, Ramp, Harmonic, Pulse, Noise, DC, Arbitrary Waveforms		
Working Mode	Output Gate, Continuous, Modulate, Frequency Sweep, Burst		
Modulation Types	AM, FM, PM, ASK, FSK, PSK, BPSK, OSK, PWM		
Frequency Characteristics			
Sine	1μHz~100MHz	1μHz~120MHz	1μHz~160MHz
Square	1μHz~30MHz	1μHz~40MHz	1μHz~50MHz
Pulse	1μHz~30MHz	1μHz~40MHz	1μHz~50MHz
Ramp	1μHz~2MHz	1μHz~3MHz	1μHz~4MHz
Harmonic	1μHz~40MHz	1μHz~50MHz	1μHz~80MHz
Noise(-3dB)	100MHz Bandwidth	120MHz Bandwidth	160MHz Bandwidth
Resolution	1μHz		
Arbitrary Waveform			
Waveform Length	2~512k points		
Vertical Resolution	16bits(symbols included)		
Sample Rate	500MSa/s		
Min Fall/Rise Time	5ns, Typical		
Jitter(RMS)(typical)	6ns+30ppm		
Nonvolatile Memory	8 waveforms		
Output Characteristics			
Amplitude Range (50Ω)	≤20MHz:1mVpp~10Vpp	≤80MHz:1mVpp~5Vpp	≤120MHz:1mVpp~2.5Vpp
Accuracy(1kHz sine)	≤160MHz:1mVpp~1Vpp ±(1% of setting value+1mVpp)		
Amplitude Flatness (with reference to 1kHz sine wave, 5Vpp)	≤10MHz : ±0.1dB	≤100MHz : ±0.2dB	≤120MHz: ±0.4dB
			≤160MHz: ±0.8dB



UTG4000A SERIES
Function / Arbitrary Waveform Generators
 UTG4102A / UTG4122A / UTG4162A

NEW



EN61326-1
 EN61010-1

SPECIFICATIONS-Part 2

Specifications	
DC Offset	
Range(Peak AC+DC)	±5V(50Ω) ±10V (High resistance)
Offset Accuracy	±(2% of Offset setting+ 0.5% of amplitude +2mV)
Waveform Output	
Impedance	50Ω, typical
Isolation	42Vpk maximum to earth
Protection	Short-circuited protection, waveform output disabled automatically when overloaded.
Modulation Input	
External AM Modulation	±5Vpk full-scale 5kΩ input impedance
Input/Output Frequency Range	10MHz±500Hz
Input/Output Level Range	80mVpp~10Vpp/0dB, (typical)
Input/Output Impedance	2kΩ/50Ω, typical, AC coupled
Lock Time	< 1s
External Trigger	TTL Compatible
Trigger Input	
Input Level	TTL Compatible
Slope	Rise or Fall,selectable
Pulse Width	> 100ns
Input Impedance	> 10kΩ,DC-coupled
Linear Sweep	< 500ns,Typical
Burst Delay	< 500ns,Typical
Trigger Output	
Level	TTL Compatible, to 50Ω
Pulse Width	> 400ns,Typical
Output Impedance	50Ω,Typical
Max. Frequency	1MHz
Sync Output	
Input Level	TTL Compatible
Output Impedance	50Ω
Frequency Counter	
Level	TTL Compatible
Input Frequency	100mHz~200MHz
Accuracy	±51ppm
Frequency Resolution	7 bit/s

GENERAL CHARACTERISTICS

Power	100~240 VAC, 45~440Hz
Display	8 Inches TFT Color LCD Display with WVGA(800 × 480) Resolution
Product Color	White and Gray
Product Net Weight	3.5kg
Product Size (W×H×D)	336×118×175mm
Standard Accessories	BNC Cable, Power Cord, USB Cable, PC Software CD
Standard Individual Packing	Gift Box, English Manual
Standard Quantity Per Carton	2 PCs
Standard Carton Measurement(L×W×H)	675mm × 240mm × 350mm
Standard Carton Cross Weight	9.5kg
Optional Accessories	Cable



UTG9000A SERIES Function Generators

UTG9003A / UTG9005A / UTG9010A / UTG9020A



EN61326-1
EN61010-1



SPECIFICATIONS

Specifications	UTG9003A	UTG9005A	UTG9010A	UTG9020A
Waveforms	Sine, Square, Triangle, Ramp up, Ramp down, Exponential rise, Exponential fall etc.			
Amplitude				
Range (No Load)	from 1mVpp to 20Vpp			
Accuracy	±5%			
Resolution	0.1mV			
Frequency Feature				
Range of Sine	0.1Hz~3MHz	0.1Hz~5MHz	0.1Hz~10MHz	0.1Hz~20MHz
Range of Square	0.1Hz ~ 5MHz			
Range of Other Wave	0.1Hz~1MHz			
Resolution	0.01Hz (≤3.05kHz), 1Hz (>3.05kHz)			
Stability	50ppm			
Output Impedance	50Ω			
Attenuator	20dB + 40dB			
DC Offset	-10V ~ +10V			
Distortion of Sine	<20kHz : -55dBc; 20kHz to 1MHz : -50dBc; 1MHz to 10MHz : -40dBc; 10MHz to 20MHz : -30dBc			
Square				
Rise/Fall Time	≤20ns			
Overshoot	5%			
Asymmetry	1%+20ns			
Duty Cycle	20%~80%			
Triangle, Ramp				
Linearity	≤0.2% (1kHz)			
EXT AM				
Input Impedance	1kΩ			
Modulation Depth	100% (5Vp-p input)			
Frequency Counter				
Frequency Range	1Hz ~ 100MHz			
Amplitude Range	0.1Vp-p ~ 5Vp-p			
Input Impedance	10kΩ			

GENERAL CHARACTERISTICS

Power	Input Voltage: 110VAC / 220VAC; Frequency: 40Hz ~ 60Hz
Display	Frequency: 6-digits-LED; Amplitude: 3-digits-LED
Product Color	White and Gray
Product Net Weight	2.5 Kg
Product Size (W×H×D)	240mm × 100mm × 320mm
Standard Accessories	Power Cord , BNC/BNC Cable
Standard Individual Packing	Gift Box, English Manual
Standard Quantity Per Carton	4 PCs
Standard Carton Measurement(L×W×H)	680mm × 435mm × 425mm (0.13 CBM Per Export Carton)
Standard Carton Cross Weight	15.3 Kg



UTG9000C SERIES Function Generators

UTG9002C / UTG9003C / UTG9005C / UTG9010C



EN61326-1
EN61010-1



SPECIFICATIONS

Specifications	UTG9002C	UTG9003C	UTG9005C	UTG9010C
Waveforms		Sine, Square, Triangle, Ramp, TTL		
Amplitude		from 1mVpp to 20Vpp		
Range (No Load)		±5%		
Accuracy		0.1mV		
Resolution	0.2Hz~2MHz	0.2Hz~3MHz	0.2Hz~5MHz	0.2Hz~10MHz
Frequency Feature				
Range of Sine		±1%		
Accuracy		1mHz		
Resolution		50ppm		
Output Feature				
Power	3Wp-p	4.5Wp-p	3Wp-p	3Wp-p
Output Impedance	50Ω	1Ω	50Ω	50Ω
Attenuator		20dB + 40dB		
Duty Cycle		10%~90%		
Distortion of Sine		≤2%(1kHz)		
Risetime of Square	≤50ns	≤50ns	≤35ns	≤35ns
VCF	≥100: 1	No	≥100: 1	≥100: 1
Frequency Counter				
Frequency Range		0.2Hz~10MHz		
Amplitude Range		0.5Vp-p~5Vp-p		
Input Impedance		10kΩ		

GENERAL CHARACTERISTICS

Power	Input Voltage: 110VAC / 220VAC; Frequency: 40Hz~60Hz
Display	Frequency: 4-digits-LED; Amplitude: 3-digits-LED
Product Color	White and Gray
Product Net Weight	3 Kg
Product Size (W×H×D)	240mm × 100mm × 320mm
Standard Accessories	Power Cord, BNC/BNC Cable
Standard Individual Packing	Gift Box, English Manual
Standard Quantity Per Carton	4 PCs
Standard Carton Measurement(L×W×H)	680mm × 435mm × 425mm (0.13 CBM Per Export Carton)
Standard Carton Cross Weight	15.3 Kg

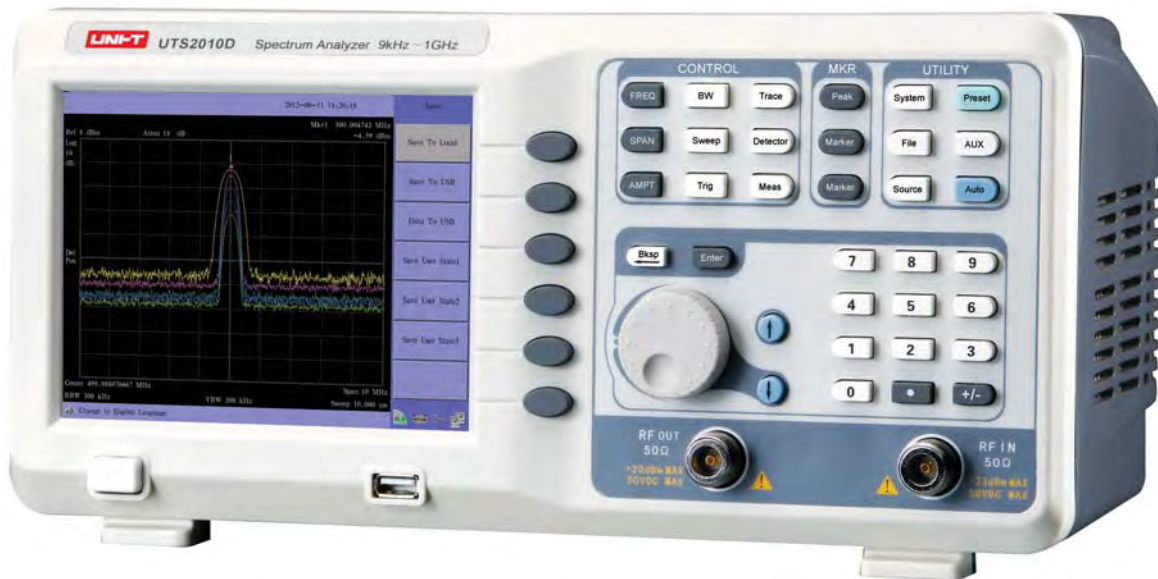


UTS2000 SERIES Spectrum Analyzers

UTS2010 / UTS2010D / UTS2020 / UTS2020D / UTS2030 / UTS2030D



EN61326-1
EN61010-1



SPECIFICATIONS-Part 1

Specifications	UTS2010	UTS2010D	UTS2020	UTS2020D	UTS2030	UTS2030D
Range	9kHz~1GHz		9kHz~2GHz		9kHz~3GHz	
Resolution	1Hz					
Accuracy	± (Frequency Marker Readout*Frequency Reference Accuracy +1%*Span +10%*RBW+0.5*[Span/(Sweep Points-1)]+1Hz)					
Internal Reference(10MHz)	Aging Rate < 1ppm/year; Stability Over Temperature< 0.5ppm(15°C~ 35°C)					
Resolution Bandwidth (RBW)						
Range	10Hz~500kHz(1-10 Sequence),1MHz,3MHz					
Electability(60dB/3dB)	"RBW<500kHz ; < 5:1 Typical (Digital implementation,next to Gaussian shape); < 5% Typical "					
Accuracy	RBW< 500kHz ; < 5%, Typical					
Video Bandwidth	10Hz~3MHz,1-3-10 Sequence					
Average Noise Level (10Hz RBW, 0dB RF Attenuator)						
Preamplifier Off	100kHz/-90dBm,1MHz/-125dBm,100MHz/-122dBm,500MHz/-122dBm,1000MHz/-120dBm,1.4GHz/-118dBm,1.8GHz/-115dBm,2.2GHz/-121dBm,2.5GHz/-121dBm,3.0GHz/-120dBm					
Preamplifier On	100kHz/-139dBm,1MHz/-130dBm,100MHz/-140dBm,500MHz/-135dBm,1000MHz/-133dBm,1.4GHz/-134dBm,1.8GHz/-130dBm,2.2GHz/-138dBm,2.5GHz/-138dBm,3.0GHz/-137dBm					
Phase Noise						
Offset 10kHz	-80dBc/Hz					
Offset 30kHz	-90dBc/Hz					
Offset 1MHz	-115dBc/Hz					
Sweep Time						
Span (100Hz≤SPAN≤3GHz)	10ms to 3000s					
Zero Span	1ms to 3000s					
Sweep Modes	Continuous, Single					
Trigger						
Trigger Source	AUTO, Video, EXT					
Offset 100kHz	5V TTL Level (Typical)					
Frequency Counter						
Resolution	1Hz, 10Hz, 100Hz, 1kHz					
Uncertainty	Frequency Readout x Frequency Reference Progress+Counter Resolution					
Amplitude Accuracy (20°C~30°C)						
Overall Amplitude Accuracy(90%)	±1.2dB Input Signal Range:-50dBm~0dBm		±1.5dB Input Signal Range:-50dBm~0dBm		±1.5dB Input Signal Range:-50dBm~0dBm	
Amplitude						
Max. Safe Input Level	Average Continuous Power:+23dBm		Average Continuous Power:+23dBm		Average Continuous Power: +27dBm	



UTS2000 SERIES Spectrum Analyzers

UTS2010 / UTS2010D / UTS2020 / UTS2020D / UTS2030 / UTS2030D



EN61326-1
EN61010-1



SPECIFICATIONS-Part 2

Specifications	UTS2010	UTS2010D	UTS2020	UTS2020D	UTS2030	UTS2030D
Max. Input DC Voltage	50Vdc					
Input Attenuator Range	0~30B, in 1dB step		0~30B, in 1dB step		0~30B, in 3dB step	
1dB Compression	+ 7dBm					
Stray and Residual Response						
Third-Order Intercept(TOI)	>30MHz: + 13dBm					
Second Harmonic Intercept(SHI)	+30dBm					
Input Related Spurious	< -60dBm					
Residual Response	< -85dBm					
Tracking Generator						
Frequency Range	—	100kHz to 1GHz	—	100kHz to 1.8GHz	—	100kHz to 3GHz
Output Power	—	-30dBm~0dBm, in 1dB step	—	-30dBm~0dBm, in 1dB step	—	-30dBm~0dBm, in 1dB step
Output Flatness	—	±3dB	—	±3dB	—	±3dB
Input/Output						
RF Input	SMA Type, Female(50Ω)					
USB	USB Host,USB Device					
LAN	10/100 Base-T, RJ-45 Connector					
RS-232	9 Pin D-SUB (Positive)					
AM/FM Demodulation	Headset					
Reference Input/Output	10MHz,BNC Negative,Input: 0dBm; +10dBm; Ouput: 0dBm±2dB					
VGA	640*480,60Hz,15 Pin,D-SUB(Negative)					

GENERAL CHARACTERISTICS

Internal Memory	128MB
Power	Input Voltage: 110VAC (Optional),220VAC; Frequency: 40Hz: 60Hz; Max Consumption: 35W
Display	6.5 Inches TFT LCD, 640×480
Product Color	White and Gray
Product Net Weight	3.0 Kg
Product Size (W×H×D)	330mm × 163mm × 165mm
Standard Accessories	Power Cord, N/SMA Convertor, N/BNC Convertor, RF Cable, Antenna
Standard Individual Packing	Gift Box, English Manual
Standard Quantity Per Carton	1 PC
Standard Carton Measurement(L×W×H)	475mm × 255mm × 240mm
Standard Carton Cross Weight	5.1 Kg
Optional Accessories	USB-GPIB

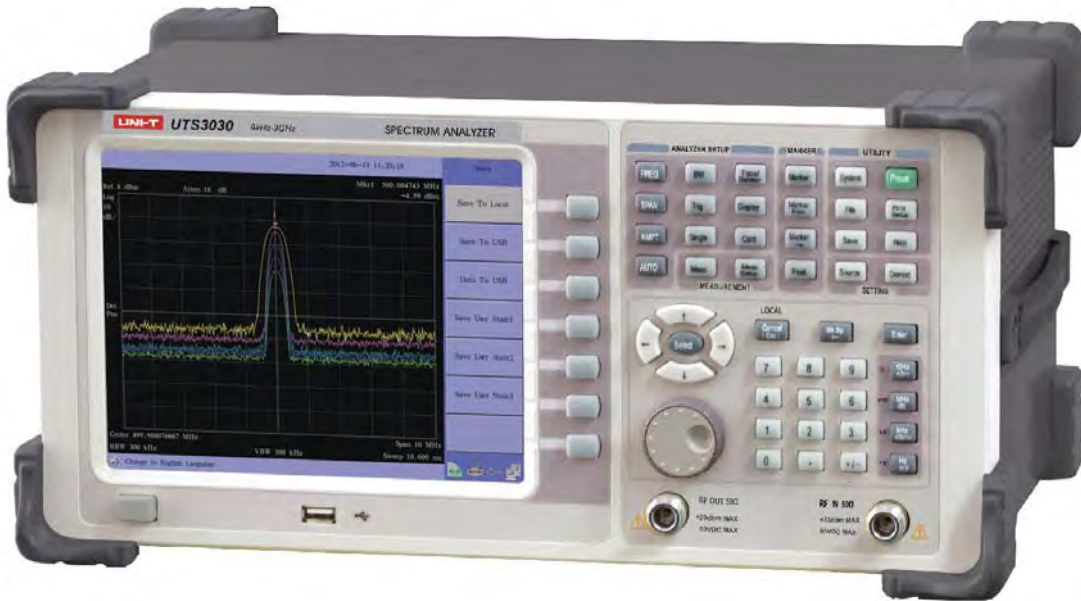


UTS3000 SERIES Spectrum Analyzer

UTS3030 / UTS3030D



EN61326-1
EN61010-1



SPECIFICATIONS-Part 1

Specifications	UTS3030	UTS3030D
Spectrum Measurement		
Range	9kHz~3GHz	
Resolution	1Hz	
Accuracy	$\pm(\text{Frequency Marker Readout} \times \text{Frequency Reference Accuracy} + 1\% \times \text{Span} + 10\% \times \text{RBW} + 0.5 \times [\text{Span} / (\text{Sweep Points} - 1)] + 1\text{Hz})$	
Internal Reference(10MHz)	Aging Rate < 1ppm/year; Stability Over Temperature < 0.5ppm(15°C ~ 35°C)	
Resolution Bandwidth (RBW)		
Range	Range(< 1kHz Optional): 10Hz~500kHz(1-10 Sequence), 1MHz, 3MHz	
Electability(60dB/3dB)	RBW < 500kHz; < 5:1 Typical (Digital implementation, next to Gaussian shape); < 5% Typical	
Accuracy	RBW < 500kHz; < 5%, Typical	
Video Bandwidth	10Hz~3MHz, 1-3-10 Sequence	
Average Noise Level (10Hz RBW, 0dB RF Attenuator)		
100kHz~1MHz	< -90dBm-3×(f/100kHz)dB	
100kHz~10MHz	< -120dBm	
10MHz~1GHz	< -122dBm	
1GHz~3GHz	< -120dBm	
Phase Noise		
Offset 10kHz	-85dBc/Hz	
Offset 1MHz	-115dBc/Hz	
Sweep Time		
Span (100Hz ≤ SPAN ≤ 3GHz)	10ms to 3000s	
Zero Span	1ms to 3000s	
Sweep Modes	Continuous, Single	
Trigger		
Trigger Source	AUTO, Video, EXT	
Offset 100kHz	5V TTL Level (Typical)	
Frequency Counter		
Resolution	1Hz, 10Hz, 100Hz, 1kHz	
Uncertainty	Frequency Readout x Frequency Reference Progress + Counter Resolution	
Amplitude Accuracy (20°C~30°C)		
Overall Amplitude Accuracy(90%)	±1.5dB Input Signal Range: -50dBm~0dBm	
Amplitude		
Max. Safe Input Level	Average Continuous Power: +33dBm	
Max. Input DC Voltage	50Vdc	

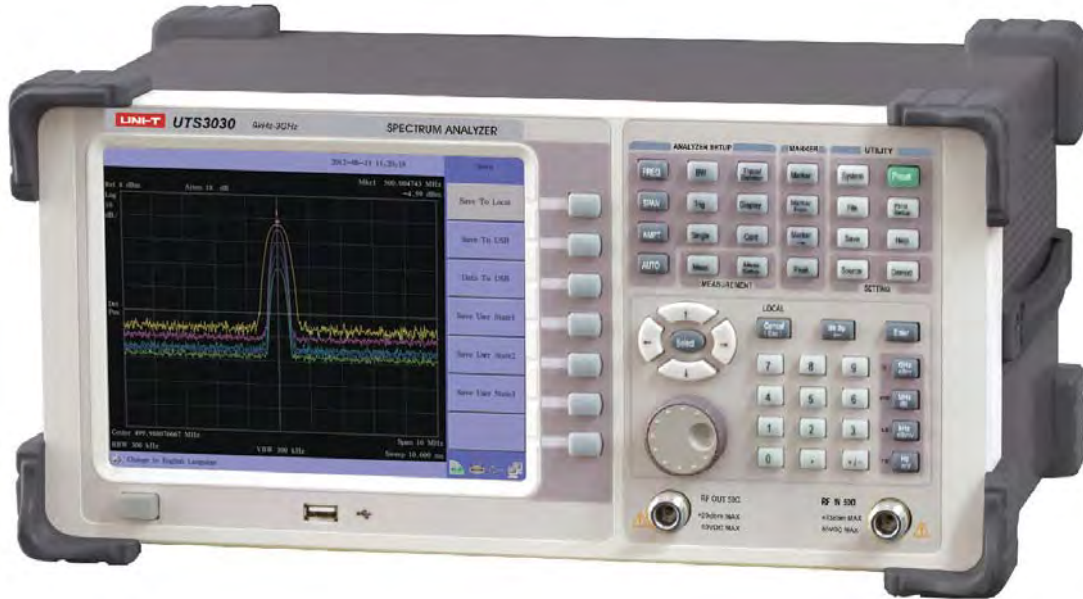


UTS3000 SERIES Spectrum Analyzer

UTS3030 / UTS3030D



EN61326-1
EN61010-1



SPECIFICATIONS-Part 2

Specifications	UTS3030	UTS3030D
Input Attenuator Range		0~50B, in 1dB step
1dB Compression		+13dBm
Stray and Residual Response		
Third-Order Intercept(TOI)		>30MHz: + 10dBm
Second Harmonic Intercept(SHI)		+30dBm
Input Related Spurious		< -60dBm
Residual Response		< -85dBm
Tracking Generator		
Frequency Range	—	100kHz to 3GHz
Output Power	—	-30dBm ~ 0dBm,in 1dB step
Output Flatness	—	±3dB
Input/Output		
RF Input		N Type, Female(50Ω)
USB		USB Host,USB Device
LAN		10/100 Base-T, RJ-45 Connector
RS-232		9 Pin D-SUB (Positive)
AM/FM Demodulation		Headset
Reference Input/Output		10MHz, BNC Negative,Input: 0dBm~-+10dBm; Ouput: 0dBm±2dB
VGA		640*480, 60Hz,15 Pin,D-SUB (Negative)

GENERAL CHARACTERISTICS

Internal Memory	256MB
Power	Input Voltage:110VAC / 220VAC; Frequency: 40Hz~60Hz; Max Consumption: 60W
Display	8.4 Inches TFT LCD, 640×480
Product Color	White and Gray
Product Net Weight	8.6 Kg
Product Size (W×H×D)	390mm × 182mm × 230mm
Standard Accessories	Power Cord,N/SMA Convertor,N/BNC Convertor, RF Cable, Antenna
Standard Individual Packing	Gift Box,English Manual
Standard Quantity Per Carton	1 PC
Standard Carton Measurement(L×W×H)	480mm × 380mm × 285mm
Standard Carton Cross Weight	9.3 Kg
Optional Accessories	USB-GPIB



SPECIFICATIONS

Specifications		UTP3701S	UTP3702S	UTP3703S
Output Voltage	CH 1,CH 2	0~24V	0~32V	0~32V
	CH 1,CH 2	5V	--	5V
Output Current	CH 1,CH 2	0~1A	0~3A	0~2A
	CH 1,CH 2	2A	--	2A
Overload Effect		Cv≤1x 10-4+2mV,CC≤20mA		
Ripple & Noise		CV≤1mVrms,CC≤1mArms		
Regulation		CV: 20mV (Typical), CC: 50mA (Typical)		
Mutual Effect		CV: 5X10-5 +1mV,CC: <0.5mA		
Tracking Error		5 x10-3 +2mV		
Indication Method		3 Digital LED display ,also shows the voltage and current values		
Reliability		MTBF (e): ≥2000 hours		
Feature		Triple Output, Series or Parallel Operation, Current Limitation, Auto Switching Between Voltage and Current Operation.		

GENERAL CHARACTERISTICS

Power	Input Voltage: 110VAC / 220VAC; Frequency: 40Hz~60Hz
Product Colour	White and Gray
Product Net Weight	4 Kg
Product Size (W×H×D)	305mm ×152mm × 210mm
Standard Accessories	Power Cord
Standard Individual Packing	Gift Box, English Manual
Standard Quantity Per Carton	2 PCs
Standard Carton Measurement(L×W×H)	615mm × 400mm × 255mm (0.056 CBM Per Export Carton)
Standard Carton Gross Weight	12.3 Kg



SPECIFICATIONS

Specifications		UTP3704S	UTP3705S
Output Voltage	CH 1,CH 2	0~32V	0~32V
	CH 1,CH 2	5V	--
Output Current	CH 1,CH 2	0~3A	0~5A
	CH 1,CH 2	2A	--
Overload Effect		Cv≤1x 10-4+2mV,CC≤20mA	
Ripple & Noise		CV≤1mVrms,CC≤1mArms	
Regulation		CV: 20mV (Typical), CC: 50mA (Typical)	
Mutual Effect		CV: 5X10-5 +1mV,CC: <0.5mA	
Tracking Error		5 x10-3 +2mV	
Indication Method		3 Digital LED display ,also shows the voltage and current values	
Reliability		MTBF (e): ≥2000 hours	
Feature		Triple Output, Series or Parallel Operation, Current Limitation, Auto Switching Between Voltage and Current Operation.	

GENERAL CHARACTERISTICS

Power	Input Voltage: 110VAC / 220VAC; Frequency: 40Hz~60Hz
Product Colour	White and Gray
Product Net Weight	4 Kg
Product Size (W×H×D)	305mm ×152mm × 210mm
Standard Accessories	Power Cord
Standard Individual Packing	Gift Box, English Manual
Standard Quantity Per Carton	2 PCs
Standard Carton Measurement(L×W×H)	615mm × 400mm × 255mm (0.056 CBM Per Export Carton)
Standard Carton Gross Weight	12.3 Kg



SPECIFICATIONS

Specifications		UTP3335TD
Output Voltage	CH 1,CH 2	0~32V
	CH 1,CH 2	5V
Output Current	CH 1,CH 2	0~5A
	CH 1,CH 2	2A
Overload Effect		Cv≤1x 10-4+2mV,CC≤20mA
Ripple & Noise		CV≤1mVrms,CC≤1mArms
Regulation		CV: 20mV (Typical), CC: 50mA (Typical)
Mutual Effect		CV: 5X10-5 +1mV,CC: <0.5mA
Tracking Error		5 x10-3 +2mV
Indication Method		3 Digital LED display ,also shows the voltage and current values
Reliability		MTBF (e): ≥2000 hours
Feature		Triple Output, Series or Parallel Operation, Current Limitation, Auto Switching Between Voltage and Current Operation.

GENERAL CHARACTERISTICS

Power	Input Voltage: 110VAC / 220VAC; Frequency: 40Hz~60Hz
Product Colour	White and Gray
Product Net Weight	4 Kg
Product Size (W×H×D)	305mm ×152mm × 210mm
Standard Accessories	Power Cord
Standard Individual Packing	Gift Box, English Manual
Standard Quantity Per Carton	2 PCs
Standard Carton Measurement(L×W×H)	615mm × 400mm × 255mm (0.056 CBM Per Export Carton)
Standard Carton Gross Weight	12.3 Kg



SPECIFICATIONS

Specifications	Range	
Model	UTP3313TFL	UTP3315TFL
Output Voltage	0~30V	0~30V
Output Current	0~3A	0~5A
Overload Effect	1x10 ⁻⁴ +2mV	
Ripple & Noise	≤0.3mVrms	
Regulation	CV: 20mV (Typical), CC: 50mA (Typical)	
Indication Method	LED display also shows the voltage and current values	
Reliability	MTBF (e): ≥2000 hours	
Feature	Current Limitation, Auto Switching Between Voltage and Current Operation.	

GENERAL CHARACTERISTICS

Power	Input Voltage: 110VAC / 220VAC; Frequency: 40Hz~60Hz
Product Colour	White and Gray
Product Net Weight	2.8 Kg
Product Size (W×H×D)	105mm × 160mm × 240mm
Standard Accessories	Power Cord
Standard Individual Packing	Gift Box, English Manual
Standard Quantity Per Carton	6 PCs
Standard Carton Measurement(W×H×D)	530mm × 315mm × 485mm (0.056 CBM Per Export Carton)
Standard Carton Gross Weight	20 Kg

NEW

CE EN61326-1
EN61010-1



SPECIFICATIONS

Specifications		UTP1303B	UTP1305B
Voltage	Output Range	0~30V	0~30V
	Ripple Noise		
Current	Output Range	0~3A	0~5A
	Ripple Noise		
Transforming Mode		Switching Power Supply	
Load Regulation Rate	Voltage	<0.01%+2mV	
	Current	< 0.01%+2mA	
Line Regulation Rate	Voltage	<0.01%+2mV	
	Current	< 0.01%+2mA	
Setting Resolution	Voltage	1mV	
	Current	0.1mA	
Setting Accuracy	Voltage	≤0.05%+5mV	
	Current	≤0.05%+2mA	
Reading Resolution	Voltage	1mV	
	Current	0.1mA	
Reading Accuracy	Voltage	≤0.05%+5mV	
	Current	≤0.05%+2mA	
Display	Voltage	VFD, 30.000V, 5 Digit	
	Current	VFD, 3.0000A, 5 Digit	VFD, 5.0000A, 5 Digit
Storage/Recall		1~9 Group	
Interface		RS-232	

GENERAL CHARACTERISTICS

Power	Input Voltage: 115VAC / 230VAC; Frequency: 47Hz~63Hz
Product Colour	White and Gray
Product Net Weight	4 Kg
Product Size (W×H×D)	214mm × 108mm × 365mm
Standard Accessories	Power Cord
Standard Individual Packing	Gift Box, English Manual
Standard Quantity Per Carton	1PCs
Standard Carton Measurement(L×W×H)	480mm × 310 mm × 200 mm (0.029 CBM Per Export Carton)
Standard Carton Gross Weight	5.1Kg

NEW

CE EN61326-1
EN61010-1



SPECIFICATIONS

Specifications	UTE1003A	UTE1010A	UTE1003B	UTE1010B
Display	4 Displays: V, A, Apk, W, PF, F			
Voltage	1.0V~300V	1.0V~300V	1.0V~300V	1.0V~300V
Current	2mA~3A	2mA~10A	0.2mA~3A	0.2mA~10A
Power Range	0.01W~900W	0.3W~3000W	0.001W~900W	0.01W~3000W
Range Switch	Auto			
PF	-1.000~+1.000			
Accuracy	0.4%reading+0.1%range+1digit			
Frequency Range	15Hz ~ 650Hz ,Bandwidth:5kHz			
Over-limit Judgment	OK			
Inerface	RS-232	--	RS-232	RS-232

GENERAL CHARACTERISTICS

Power	Input Voltage: 115VAC / 230VAC; Frequency: 47Hz~63Hz			
Product Colour	White and Gray			
Product Net Weight	2.6Kg	2.3Kg	2.6Kg	2.6Kg
Product Size (W×H×D)	220mm×100mm×365mm220mm×100mm×305mm220mm×100mm×365mm			
Standard Accessories	Power Cord			
Standard Individual Packing	Gift Box, English Manual			
Standard Quantity Per Carton	1 PCs			
Standard Carton Measurement(L×W×H)	480mm×310mm×200mm (0.029CBM Per Export Carton)	420mm×310mm×200mm (0.026CBM Per Export Carton)	480mm × 310 mm ×200 mm (0.029CBM Per Export Carton)	480mm × 310 mm ×200 mm (0.029CBM Per Export Carton)
Standard Carton Gross Weight	3.4 Kg	3.1 Kg	3.4 Kg	3.4 Kg
Optional Accessories	RS232 (UTE1010A)			



UT800 SERIES

Bench Type Digital Multimeters

UT801 / UT802



EN 61010-1
EN 61010-2-030
EN 61326-1



■ UT801



■ UT802

SPECIFICATIONS



Specifications	Range	Best Accuracy	
Model		UT801	UT802
DC Voltage (V)	200mV/2V/20V/200V/1000V	±(0.5%+2)	±(0.1%+3)
AC Voltage (V)	2V/20V/200V/750V	±(0.8%+3)	±(0.5%+20)
DC Current (A)	200µA/2mA/20mA/200mA/10A	±(0.8%+2)	±(0.5%+20)
AC Current (A)	2mA/20mA/200mA/10A	±(1.0%+3)	±(0.8%+40)
Resistance (Ω)	200Ω/2kΩ/20kΩ/200kΩ/2MΩ/20MΩ	±(0.8%+3)	
	200Ω/2kΩ/20kΩ/200kΩ/2MΩ/200MΩ		±(0.5%+10)
Capacitance (F)	20nF/2µF/200µF	±(4%+3)	±(4%+10)
Frequency (Hz)	2kHz/200kHz	±(1.5%+5)	±(1.2%+10)
Temperature (°C)	-40 °C~1000°C	±(1.2%+3)	±(1.2%+25)
Features			
Display Count		2000	20000
Manual Range		✓	✓
Diode		✓	✓
Transistor		✓	✓
Continuity Buzzer		✓	✓
Low Battery Indication		✓	✓
Data Hold		✓	✓
LCD Backlight		✓	✓
Input Impedance for DCV	Around 10MΩ	✓	✓
Misuse Alarm		✓	✓

GENERAL CHARACTERISTICS

Power	AC 220V/50Hz or 1.5V Batteries (R14)×6
LCD Size	108mm × 34.5mm
Product Color	Red and Gray
Product Net Weight	1650g
Product Size	300mm × 245mm × 105mm
Standard Accessories	Battery, Test Lead, Alligator Clip, Point Contact Temperature Probe, Multi-Purpose Socket AC 220V Power Cord, Power Adapter
Standard Individual Packing	Gift Box, English Manual
Standard Quantity Per Carton	4 PCs
Standard Carton Measurement	680mm × 365mm × 320mm (0.0794 CBM Per Standard Carton)
Standard Carton Gross Weight	11.7 Kg



UT800 SERIES

Bench Type Digital Multimeters

UT803



EN 61010-1
EN 61010-2-030
EN 61326-1



■ UT803



SPECIFICATIONS

Specifications	Range	Best Accuracy
Model		UT803
DC Voltage (V)	600mV/6V/60V/600V/1000V	±(0.3%+2)
AC Voltage (V)	600mV/6V/60V/600V/1000V	±(0.6%+5)
DC Current (A)	600µA/6000µA/60mA/600mA/10A	±(0.5%+3)
AC Current (A)	600µA/6000µA/60mA/600mA/10A	±(1%+5)
Resistance (Ω)	600Ω/6kΩ/60kΩ/600kΩ/6MΩ/60MΩ	±(0.5%+2)
Capacitance (F)	6nF/60nF/600nF/6µF/60µF/600µF/6mF	±(2%+5)
Frequency (Hz)	6kHz/60kHz/600kHz/6MHz/60MHz	±(0.1%+3)
Temperature (°C)	-40 °C~1000°C	±(1%+3)
Temperature (°F)	-40°F~1832°F	±(1.5%+5)
Features		
Display Count		6000
Auto Range		✓
Bandwidth (Hz)	100kHz	✓
Diode		✓
Transistor		✓
Auto Power Off		✓
Continuity Buzzer		✓
Low Battery Indication		✓
Data Hold		✓
MAX/MIN		✓
RS-232		✓
USB Interface		✓
LCD Backlight		✓
Input Protection		✓
Input Impedance for DCV	600mV Range: Around 3GΩ ,All Other Ranges: Around 10MΩ	✓
Voltage & Current: AC+DC Measurement		✓

GENERAL CHARACTERISTICS

Power	AC 220V/50Hz or 1.5V Batteries (R14)×6
LCD Size	128mm × 28mm
Product Color	Red and Gray
Product Net Weight	2.4Kg
Product Size	310mm × 240mm × 105mm
Standard Accessories	Test Lead, AC 220V Power Cord, Software, RS-232 Interface Cable, USB Interface Cable, Alligator Clip, Point Contact Temperature Probe, Multi-Purpose Socket
Standard Individual Packing	Gift Box, English Manual
Standard Quantity Per Carton	4 PCs
Standard Carton Measurement	680mm × 365mm × 320mm (0.0794 CBM Per Standard Carton)
Standard Carton Gross Weight	15 Kg



UT800 SERIES

Bench Type Digital Multimeters

UT804



EN 61010-1
EN 61010-2-030
EN 61326-1



■ UT804



SPECIFICATIONS

Specifications	Range	Best Accuracy
Model		UT804
DC Voltage (V)	400mV/4V/40V/400V/1000V	±(0.025%+5)
AC Voltage (V)	4V/40V/400V/1000V	±(0.4%+30)
DC Current (A)	400µA/4000µA/40mA/400mA/10A	±(0.1%+15)
AC Current (A)	400µA/4000µA/40mA/400mA/10A	±(0.7%+15)
Resistance (Ω)	400Ω/4kΩ/40kΩ/400kΩ/4MΩ/40MΩ	±(0.3%+40)
Capacitance (F)	40nF/400nF/4µF/40µF/400µF/4mF/40mF	±(1%+20)
Frequency (Hz)	40Hz/400Hz/4kHz/40kHz/400kHz/4MHz/40MHz/400MHz	±(0.01%+8)
Temperature (°C)	-40 °C~1000°C	±(1%+30)
Temperature (°F)	-40°F~1832°F	±(1.5%+50)
Features		
Display Count		40000
Auto Range		✓
True RMS		✓
Voltage & Current Measurement		✓
Bandwidth (Hz)	100kHz	✓
Duty Cycle	0~100%	±(1.0%+40)
Diode		✓
Auto Power Off		✓
Continuity Buzzer		✓
Low Battery Indication		✓
Data Hold/Peak Hold/MAX/MIN		✓
Relative Mode		✓
Data Storage		9999
Data Recall		✓
RS-232/USB Interface		✓
Double Backlight		✓
Analogue Bar Graph		81
Input Protection		✓
Input Impedance for DCV	400mV Range: Around 4GΩ, All Other Ranges: Around 10MΩ	✓
Current Measurement Alarm		✓
4 - 20mA Loop	0~100%	±(1%+50)

GENERAL CHARACTERISTICS

Power	AC 220V/50Hz or 1.5V Batteries (R14)×6
LCD Size	128mm × 28mm
Product Color	Red and Gray
Product Net Weight	2.2Kg
Product Size	310mm × 240mm × 105mm
Standard Accessories	Test Lead, AC 220V Power Cord, Software, RS-232 Interface Cable, USB Interface Cable, Alligator Clip, Point Contact Temperature Probe, Test Clip
Standard Individual Packing	Gift Box, English Manual
Standard Quantity Per Carton	4 PCs
Standard Carton Measurement	680mm × 365mm × 320mm (0.0794 CBM Per Standard Carton)
Standard Carton Gross Weight	15 Kg



UT800 SERIES

Bench Type Digital Multimeters

UT805A



EN 61010-1
EN 61010-2-030
EN 61326-1



■ UT805A

SPECIFICATIONS



Specifications	Range	Best Accuracy
Model		UT805A
DC Voltage (V)	200mV/2V/20V/200V/1000V	±(0.015%+3)
AC Voltage (V)	200mV/2V/20V/200V/750V	±(0.2%+100)
DC Current (A)	2mA/200mA/10A	±(0.03%+10)
AC Current (A)	2mA/200mA/10A	±(0.3%+100)
Resistance (Ω)	200Ω/2kΩ/20kΩ/200kΩ/2MΩ/20MΩ	±(0.02%+6)
Capacitance (F)	6nF/60nF/600nF/6μF/60μF/600μF/6mF	±(2%+5)
Frequency (Hz)	10Hz~60MHz	±(0.1%+3)
Features		
Display Count		200000
Auto Range		✓
True RMS		✓
Bandwidth (Hz)	100kHz	✓
Diode		✓
Continuity Buzzer		✓
Data Hold		✓
Relative Mode		✓
MAX/MIN		✓
Data Storage		100
Data Recall		✓
RS-232		✓
USB Interface		✓
LCD Backlight		✓
Dot-matrix LCD	256×64 Pixels	✓
Setup		✓
Input Protection		✓
Input Impedance for DCV	2V Range: Around 10GΩ, All Other Ranges: Around 10MΩ	✓
Voltage & Current: AC+DC Measurement		✓

GENERAL CHARACTERISTICS

Power	AC 220V/50Hz
LCD Size	128mm × 28mm
Product Color	Red and Gray
Product Net Weight	3.2Kg
Product Size	300mm × 245mm × 105mm
Standard Accessories	Test Lead, AC 220V Power Cord, RS-232 Interface Cable, USB Interface Cable, PC Software CD, Alligator Clip, Multi-Purpose Socket, Test line
Standard Individual Packing	Gift Box, English Manual
Standard Quantity Per Carton	4 PCs
Standard Carton Measurement	685mm × 450mm × 315mm (0.097 CBM Per Standard Carton)
Standard Carton Gross Weight	19.2 Kg



UTS1000 SERIES Handheld Spectrum Analyzers

UTS1010 / UTS1020 / UTS1030



SPECIFICATIONS - Part 1

Specifications	UTS1010	UTS1020	UTS1030
Spectrum Measurement			
Range	9kHz~2GHz	9kHz~2.6GHz	9kHz~3.6GHz
Resolution	1Hz		
Accuracy	\pm (Frequency Marker Readout*Frequency Reference Accuracy +1%*Span +10%*RBW+0.5*[Span/(Sweep Points-1)]+1Hz)		
Internal Reference(10MHz)	Aging Rate <1ppm/year Stability Over Temperature<0.5ppm(15°C~35°C)		
Resolution Bandwidth (RBW)			
Range	10Hz~3MHz, Customized down to: 1Hz~10Hz		
Electability(60dB/3dB)	RBW≤500kHz; <5:1 Typical (Digital implementation,next to Gaussian shape); <5% Typical		
Accuracy	RBW≤500kHz ,<5% Typical		
Video Bandwidth	10Hz~3MHz		
Average Noise Level (1Hz RBW, 0dB RF Attenuator)			
Preamplifier Off	100kHz~1MHz:<-100dBm-3*(f/100kHz)dB 10MHz~1GHz:<-135dBm	1GHz~3.6GHz:<-130dBm	1MHz~10MHz:<-130dBm
Preamplifier On	100kHz~1MHz:<-120dBm-3*(f/100kHz)dB 10MHz~1GHz:<-155dBm	1GHz~3.6GHz:<-148dBm	1MHz~10MHz:<-150dBm
Phase Noise (fc=500MHz)			
Offset 30kHz	-90dBc/Hz		
Offset 100kHz	-100dBc/Hz		
Offset 1MHz	-110dBc/Hz		
Sweep Time			
Span (100Hz≤SPAN≤3.6GHz)	10ms to 3000s		
Zero Span	1ms to 3000s		
Sweep Modes	Continuous, Single		
Trigger			
Trigger Source	AUTO,Video,EXT		
Offset 100kHz	5V TTL Level (Typical)		
Frequency Counter			
Resolution	1Hz,10Hz,100Hz,1kHz		
Uncertainty	Frequency Readout x Frequency Reference Progress+Counter Resolution		
Amplitude Accuracy(20°C~30°C)			
Overall Amplitude Accuracy(90%)	±1.5dB Input Signal Range: -50dBm ~ 0dBm		



UTS1000 SERIES Handheld Spectrum Analyzers

UTS1010 / UTS1020 / UTS1030



SPECIFICATIONS - Part 2

Specifications	UTS1010	UTS1020	UTS1030
Amplitude			
Max. Safe Input Level	Average Continuous Power: +27dBm		
Max. Input DC Voltage	50Vdc		
Input Attenuator Range	0~39dB, in 3dB step		
1dB Compression	+7dBm		
Residual Response			
Third-Order Intercept(TOI)	>30MHz: +13dBm		
Second Harmonic Intercept(SHI)	+30dBm		
Input Related Spurious	< -60dBm		
Residual Response	< -85dBm		
Tracking Generator (Optional)			
Frequency Range	100kHz to 1.5GHz		
Output Power	-30dBm ~ 0dBm, in 1dB step		
Output Flatness	±3dB		
Input/Output			
RF Input	SMA Type, Negative (50Ω)		
USB	USB Host, USB Device		
LAN	10/100 Base-T, RJ-45 Connector		
AM/FM Demodulation	Headset		
Reference Input/Output	10MHz, BNC Negative, Input: 0dBm ~ +10dBm; Output: 0dBm±2dB		

GENERAL CHARACTERISTICS

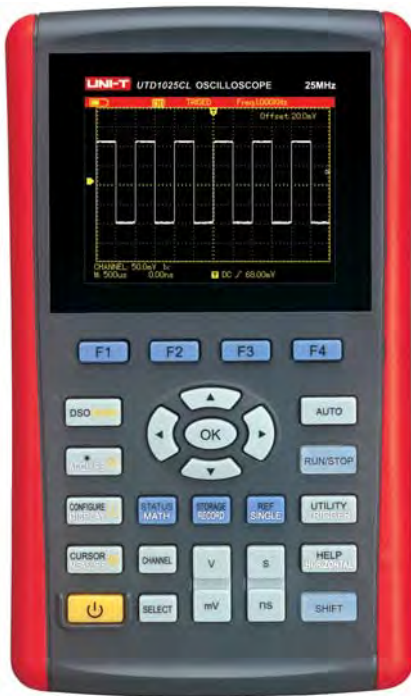
Power	Li-ion Battery: 7.4V 6600mAh; DC Adapter: 100-240VAC 50/60Hz 1.5A
Display	6.5 Inches TFT LCD, 640×480
Product Color	Red and Grey
Product Net Weight	3.0 Kg
Product Size (W×H×D)	182mm × 288 mm ×142mm
Standard Accessories	DC Adapter, N/SMA Converter, N/BNC Converter, RF Cable, Antenna
Standard Individual Packing	Gift Box, English Manua
Standard Quantity Per Carton	1 PC
Standard Carton Measurement (L×W×H)	400mm×280mm×220mm
Standard Carton Cross Weight	3.9 Kg



UTD1000CL SERIES

Handheld Digital Storage Oscilloscopes

UTD1025CL / UTD1050CL



SPECIFICATIONS

Specifications	UTD1025CL	UTD1050CL
Channels	1	
Bandwidth	25MHz	50MHz
Sample Rate	200MS/s	
Rise Time	≤ 14ns	≤ 7ns
Memory Depth	12kpts	
Vertical Sensitivity	5mV-20V/div	
Time-Based Range	10ns-50s/div	5ns-50s/div
Storage	Bitmap, Setup, Waveform	
Trigger Modes	Edge, Pulse, Video, Slope	
Interfaces	Mini USB	
Multimeter Specifications	Range	Best Accuracy
DC Voltage(V)	400.0mV/ 4.000V/ 40.00V/ 400.0V	±(1%+5)
AC Voltage(V)	400.0mV/ 4.000V/ 40.00V/ 400.0V	±(1.2%+5)
DC Current(A) (External Converter)	400.0μA/ 4000μA	±(1.2%+5)
	40.0mA/ 400mA	±(1.5%+5)
AC Current(V) (45Hz~400Hz) (External Converter)	400.0μA/ 4000μA	±(2%+5)
	40.0mA/ 400mA	±(1.5%+5)
Resistance(Ω)	400.0Ω/4.000kΩ/40.00kΩ/400.0kΩ/4.000MΩ	±(1.2%+5)
	40.00MΩ	±(1.5%+5)
Capacitance(F)	51.20nF/512.0nF/5.120μF/51.20μF/100μF	±(3%+5)
Display Count	4000	

GENERAL CHARACTERISTICS

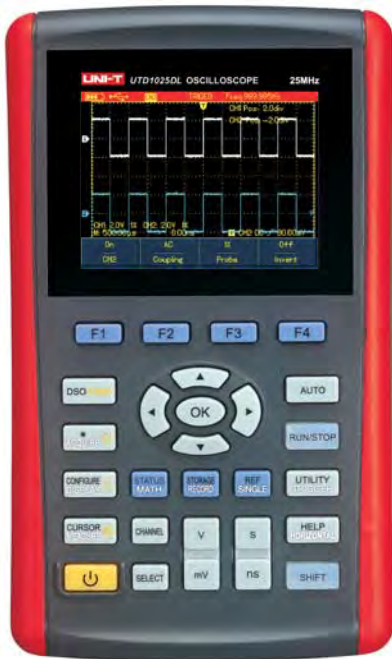
Power	Lithium Battery 7.4V 3600mAh DC Adapter 100~240V 50/60Hz Input,9V 4A Output
LCD Size	3.5 Inches 64K Color TFT LCD, (320×240)
Product Color	Red and Grey
Product Net Weight	0.9 Kg
Product Size (W×H×D)	199mm × 118mm × 49mm
Standard Accessories	DC Adaptor, Test Lead, Probex1 (1×,10× switchable), Current-to-Voltage Converter, Power Cord, USB Cable,PC Software CD
Standard Individual Packing	Gift Box, Carrying Bag,English Manual
Standard Quantity Per Carton	6 PCs
Standard Carton Measurement (L×W×H)	515mm×295mm×315mm
Standard Carton Gross Weight	10.8 Kg



UTD1000DL SERIES

Handheld Digital Storage Oscilloscopes

UTD1025DL / UTD1050DL



SPECIFICATIONS

Specifications	UTD1025DL	UTD1050DL
Channels	2	
Bandwidth	25MHz	50MHz
Sample Rate	250MS/s	
Rise Time	≤ 14ns	≤ 7ns
Memory Depth	12kpts	
Vertical Sensitivity	5mV-20V/div	
Time-Based Range	10ns-50s/div	5ns-50s/div
Storage	Bitmap, Setup, Waveform	
Trigger Modes	Edge, Pulse, Video, Slope	
Interfaces	Mini USB	

Multimeter Specifications	Range	Best Accuracy
DC Voltage(V)	400.0mV/ 4.000V/ 40.00V/ 400.0V	±(1%+5)
AC Voltage(V)	400.0mV/ 4.000V/ 40.00V/ 400.0V	±(1.2%+5)
DC Current(A) (External Converter)	400.0μA/ 4000μA	±(1.2%+5)
	40.0mA/ 400mA	±(1%+5)
AC Current(V) (45Hz~400Hz) (External Converter)	4A	±(1.5%+5)
	400.0μA/ 4000μA	±(2%+5)
Resistance(Ω)	40.0mA/ 400mA	±(1.5%+5)
	4A	±(2.5%+5)
Capacitance(F)	400.0Ω/4.000kΩ/40.00kΩ/400.0kΩ/4.000MΩ	±(1.2%+5)
	40.00MΩ	±(1.5%+5)
Resistance(Ω)	51.20nF/512.0nF/5.120μF/51.20μF/100μF	±(3%+5)
Display Count	4000	

GENERAL CHARACTERISTICS

Power	Lithium Battery 7.4V 3600mAh DC Adapter 100-240V 50/60Hz Input,9V 4A Output
LCD Size	3.5 Inches 64K Color TFT LCD, (320×240)
Product Color	Red and Grey
Product Net Weight	0.9 Kg
Product Size (W×H×D)	199mm × 118mm × 49mm
Standard Accessories	DC Adaptor, Test Lead, Probe×2 (1×, 10× switchable), (Current-to-Voltage Converter)×2, Power Cord, USB Cable, PC Software CD
Standard Individual Packing	Gift Box, Carrying Bag, English Manual
Standard Quantity Per Carton	6 PCs
Standard Carton Measurement (L×W×H)	515mm×295mm×315mm
Standard Carton Gross Weight	10.8 Kg



SPECIFICATIONS

Specifications	UTD1025C	UTD1062C
Channels	2	
Bandwidth	25MHz	60MHz
Sample Rate	250MS/s	
Rise Time	≤14ns	≤5.8ns
Memory Depth	7.5kpts	
Vertical Sensitivity	5mV-50V/div	
Time-Based Range	5ns-50s/div	
Storage	Setup, Waveform, Bitmap	
Trigger Modes	Edge, Pulse, Video and Alternative	
Interfaces	USB HOST	
Multimeter Specifications	Range	Best Accuracy
DC Voltage(V)	600mV/6V/60V/600V/1000V	±(1%+5)
AC Voltage(V) (45Hz~400Hz)	600mV/6V/60V/600V/700V	±(1.2%+5), Frequency: < 200Hz ±(1.5%+5), Frequency: ≥200Hz
DC Current(A) (External Converter)	6mA/60mA/600mA 6A	±(1.2%+5) ±(1.5%+5)
AC Current(V) (45Hz~400Hz) (External Converter)	6mA/60mA/600mA 6A	±(2%+5) ±(2.5%+5)
Resistance(Ω)	6kΩ/60kΩ/600kΩ 600Ω/6MΩ/60MΩ	±(1.2%+5) ±(1.5%+5)
Capacitance(F)	6nF/6mF 60nF/600nF/6μF/60μF/600μF	±(5%+10) ±(4%+5)
Display Count	6000	
Auto Range	√	

GENERAL CHARACTERISTICS

Power	Lithium Battery 7.4V 4400mAh DC Adapter 100-240V 50/60Hz Input, 9V 4A Output
Display	5.7 Inches 64K Color TFT LCD, (320×240)
Product Color	Red and Grey
Product Net Weight	1.8 Kg
Product Size (W×H×D)	268mm×168mm×60mm
Standard Accessories	Probe×2(1×, 10× Switchable), (Current-to-Voltage Converter)×2, Power Cord, DC Adaptor, Test Lead, PC Software CD
Standard Individual Packing	Gift Box, Carrying Bag, English Manual
Standard Quantity Per Carton	4 PCs
Standard Carton Measurement (L×W×H)	500mm×400mm×320mm
Standard Carton Gross Weight	10.8 Kg



UTD1000C SERIES

Handheld Digital Storage Oscilloscopes

UTD1102C / UTD1202C



SPECIFICATIONS

Specifications	UTD1102C	UTD1202C
Channels	2	
Bandwidth	100MHz	200MHz
Sample Rate	500MS/s	1GS/s
Rise Time	≤3.5ns	≤1.8ns
Memory Depth	7.5kpts	
Vertical Sensitivity	5mV-50V/div	
Time-Based Range	5ns-50s/div	2ns-50s/div
Storage	Setup, Waveform, Bitmap	
Trigger Modes	Edge, Pulse, Video and Alternative	
Interfaces	USB HOST	USB HOST / USB OTG (Optional)
Multimeter Specifications	Range	Best Accuracy
DC Voltage(V)	600mV/6V/60V/600V/1000V	±(1%+5)
AC Voltage(V) (45Hz~400Hz)	600mV/6V/60V/600V/700V	±(1.2%+5), Frequency: < 200Hz ±(1.5%+5), Frequency: ≥ 200Hz
DC Current(A) (External Converter)	6mA/60mA/600mA 6A	±(1.2%+5) ±(1.5%+5)
AC Current(V) (45Hz~400Hz) (External Converter)	6mA/60mA/600mA 6A	±(2%+5) ±(2.5%+5)
Resistance(Ω)	6kΩ/60kΩ/600kΩ 600Ω/6MΩ/60MΩ	±(1.2%+5) ±(1.5%+5)
Capacitance(F)	6nF /6mF 60nF/600nF/6μF/60μF/600μF	±(5%+10) ±(4%+5)
Display Count	6000	
Auto Range	√	

GENERAL CHARACTERISTICS

Power	Lithium Battery	7.4V 4400mAh
	DC Adapter	100-240V 50/60Hz Input, 9V 4A Output
Display	5.7 Inches 64K Color TFT LCD, (320×240)	
Product Color	Red and Grey	
Product Net Weight	1.8 Kg	
Product Size (W×H×D)	268mm×168mm×60mm	
Standard Accessories	Probe×2(1×, 10× Switchable), Current Voltage Converter×2, Power Cord, DC Adaptor, Test Lead, PC Software CD	
Standard Individual Packing	Gift Box, Carrying Bag, English Manual	
Standard Quantity Per Carton	4 PCs	
Standard Carton Measurement (L×W×H)	500mm×400mm×320mm	
Standard Carton Gross Weight	10.8 Kg	
Optional Accessories	UTD1202C Optional: USB OTG	



■ UTi100



■ UTi160A

SPECIFICATIONS

Specifications		
Model	UTi100	UTi160A
Sensor Type	Uncooled Focal Plane Arrays	
Resolution	100 × 80	160 × 120
View of View / Minimum Focus Distance	12°×9.4°/0.1m	20°×15°/0.1m
Spatial Resolution (IFOV)	2.2mrad	
Image Mode	Infrared	
Focus	Manual	
Infrared Spectral Bandwidth	8~14um	
NETD	≤0.08°C@30°C	
Temperature Range	-20°C~300°C	
Accuracy	±2°C or ±2% (whichever is greater)	
Features		
Display Type	2.8" TFT LCD; Rotatable	
Palettes	Iron, Iron-Invert, Rainbow, Feather, Grey, Grey Inverted	
Images Adjustable	Auto/Manual	
Image Format	*.UIR	
Video Output	Support: PAL(50Hz) or NTSC (60Hz) (With Optional Base)	
Measurement Mode	Movable Spot, Area(MAX,MIN)	
Parameters Setting	Emissivity, Distance, Temperature, Relative Humidity	
Self Temperature Calibration	Every 60 Seconds	
High/Low Temperature Alarm	✓	
Laser Pointer	✓	
Image Capture	✓	
Image Storage	2GB SD Card (Support Up to 16GB)	
Temperature Units	°C/°F	
Support Languages	English/Simplified Chinese	
Factory Setting	✓	
Power Mode	Standard / Power Saving	
Analyzing Software	Standard Version	
Water Proof Rating	IP54	
Impact/Vibration	25G/2G	

GENERAL CHARACTERISTICS

Power	Li-ion 1250mAh
Product Color	Red and Grey
Product Net Weight	500 g
Product Size	170mm × 80mm × 160mm
Standard Accessories	Batteries, Seat Charger, SD Card (2G), Card Reader, Camera Cover, Software CD
Standard Individual Packing	Gift box, Toolbox, User Manual
Standard Quantity Per Carton	5 PCs
Standard Carton Measurement	545mm × 380mm × 325mm(0.067 CBM Per Standard Carton)
Standard Carton Gross Weight	11.6 Kg
Optional Accessories	Socket, Power Adapter, Video Cable, 16G SD card, Vehicular Power Cord, Hood 38° wide-angle Lens, 12°, 6.4°, 3.8° Telephoto Lens Temperature Range(600°C, 1000°C, 1500°C)



UTi160/UTi380 SERIES

Thermal Imagers

UTi160B / UTi160D / UTi380D



■ UTi160B



■ UTi160D



■ UTi380D

SPECIFICATIONS

Specifications			
Model	UTi160B	UTi160D	UTi380D
Sensor Type	Uncooled Focal Plane Arrays		
Resolution	160 × 120	160 × 120	384 × 288
View of View / Minimum Focus Distance	20°×15°/0.1m	20°×15°/0.1m	24°×18°/0.1m
Spatial Resolution (IFOV)	2.2mrad		
Visible Light Resolution	No	640*480 Full Color	
Image Mode	Infrared	Infrared/Visible Light/Fusion/PIP	
Focus	Manual		
Infrared Spectral Bandwidth	8~14um		
NETD	≤0.08°C@30°C	≤0.08°C@30°C	≤0.05°C@30°C
Temperature Range	-20°C~300°C	-20°C~400°C	-20°C~300°C
Accuracy	±2°C or ±2% (whichever is greater)		
Features			
Display Type	3.5" TFT LCD; Ratable		
Palettes	Iron, Iron-Invert, Rainbow, Feather, Grey, Grey Inverted		
Images Adjustable	Auto/Manual		
Image Format	*.TIR	*.TIR, *.CCD	*.TIR, *.CCD
Video Output	Support: PAL(50Hz) or NTSC (60Hz) (With Optional Base)		
Measurement Mode	Movable Spot, Area(MAX,MIN)	4Movable Spot, Area(MAX,MIN), isothermality analysis	9Movable Spot, Area(MAX,MIN), isothermality analysis, straight line analysis, five moveable area mode
Parameters Setting	Emissivity, Distance, Temperature, Relative Humidity		
Temperature calculation	✓		
High/Low Temperature Alarm	✓		
Laser Pointer	✓		
Image Capture	✓		
Image Storage	2GB SD Card		
Temperature Units	°C/°F		
Flashlight	No	Yes	Yes
Support Languages	English/Simplified Chinese		
Factory Setting	✓		
Power Mode	Standard / Power Saving / Auto Power Off		
Analyzing Software	Report format: can automatic create report, can transmit to word format		
Water Proof Rating	IP54		
Impact/Vibration	25G/2G		

GENERAL CHARACTERISTICS

Power	Li-ion 1450mAh
Product Color	Red and Grey
Product Net Weight	UTi160B/D-600g(battery included) UTi380D-700g(battery included)
Product Size	220mm × 215mm × 80mm
Standard Accessories	Batteries, Seat Charger, SD Card (2G), Card Reader, Video Cable Camera Cover, Lens hood, Software CD
Standard Individual Packing	Gift box, Toolbox, User Manual
Standard Quantity Per Carton	3 PCs
Standard Carton Measurement	510mm × 375mm × 320mm
Standard Carton Gross Weight	11.5 Kg
Optional Accessories	Power Adapter, 16G SD Card, Vehicular Power Cord, UTi160B/D- (3.8°/6.4°/12°/38° Lens), UTi380D-(9°/12°/48° lens) Temperature Range (600°C, 1000°C, 1500°C Available)



■ **UTN821**



■ **UTN-01**

SPECIFICATIONS

Specifications	Range
Model	UTN821
Network Port	10/100/1000BASE-T (IEEE 802.3)self-adaption port
Support Cable Type	UTP Cat5/Cat5e; EIA/TIA568A/B
Network Protocol	Ipv4,ICMP,DHCP,HTTP and so on
Cable Test	Line pair length、open circuit、short circuit、Straight-through state indication Single-end TDR Cable Diagnosis, minimum cable length:0.8M Length test resolution:0.8M
Poe Test	Voltage Range: 0~-60V DC; Standard: IEEE802.3af,IEEE802.3at and nonstandard Poe power supply; PSE power supply line pair: head joint(1/2,3/6line pair) and bridge joint(4/5,7/8 line pair)
Features	
Port	RJ45network test port、 RJ45cable port; Application program port: Mini-USB
User Interface	1.8 Inch LCD TFT Display (160×128)
UTN-01 (Test Probe)	
Power	2 x AA Batteries
Test port	RJ-45 x1
User interface	LED x7
Weight	85g

GENERAL CHARACTERISTICS

Power	2 x AA Batteries
Product Color	Red and Grey
Product Net Weight	100g(battery not include)
Product Size	103.5 x 66 x 29mm
Standard Accessories	Battery,Test Probe (UTN-01)
Standard Individual Packing	Gift Box,English Manual
Standard Quantity Per Carton	32pcs
Standard Carton Measurement	600 x 420 x 500mm
Standard Carton Gross Weight	24kg



UL 61010-1
 EN 61010-1
 EN 61326-1



■ **UT08A**

SPECIFICATIONS

Specifications	Range	UT08A	UT08B
Model		UT08A	UT08B
Operating Voltage	110~125VAC	✓	✓
Operating Power	0.3W	✓	✓
Working Frequency	50~60Hz	✓	✓
GFCI	6~9mA		✓
Indications	Open Ground	✓	✓
	Open Neutral	✓	✓
	Open Hot	✓	✓
	Hot/GND Reverse	✓	✓
	Hot/NEU Reverse	✓	✓
	Correct	✓	✓
Features			
LED Indications		✓	✓
GFCI			✓



■ **UT08B**

GENERAL CHARACTERISTICS

Power	110~125VAC
Product Color	Red and Grey
Product Net Weight	About 36g
Product Size	55mm × 44mm × 27mm
Standard Accessories	NO
Standard Individual Packing	Blister, English Manual
Standard Quantity Per Carton	80 PCs
Standard Carton Measurement	480mm × 385mm × 240mm (0.048 CBM Per Standard Carton)
Standard Carton Gross Weight	5kg



UT11 SERIES AC Voltage Detectors

UT11A / UT11B



UL 61010-1
EN 61010-1
EN 61326-1



■ UT11A



■ UT11B

SPECIFICATIONS

Specifications	Range	
Model	UT11A	UT11B
AC Voltage(V)	50V~600V	50V~600V
Frequency(Hz)	50/60Hz	50/60Hz
Features		
Beeper Indication	√	Cancelabel
Flashing LED Light Indication	√	√
Auto Power Off		Around 3 Minutes
Low Battery Indication	≤2.0V	≤2.0V
NCV Detection By	Auto Sense	Auto Sense

GENERAL CHARACTERISTICS

Power	1.5V Batteries(R03) × 2
Product Color	Red and Grey
Product Net Weight	49 g
Product Size	150mm×20mm
Standard Accessories	Batteries
Standard Individual Packing	Blister, English Manual
Standard Quantity Per Carton	100 PCs
Standard Carton Measurement	410mm × 250mm × 465mm(0.048 CBM Per Standard Carton)
Standard Carton Gross Weight	9.5 Kg



UT12 SERIES
AC Voltage Detectors
 UT12A / UT12B / UT12C



UL 61010-1
 EN 61010-1
 EN 61326-1



■ UT12A



■ UT12B



■ UT12C

SPECIFICATIONS

Specifications	Range		
Model	UT12A	UT12B	UT12C
AC Voltage(V)	90V~1000V	90V~1000V	90V~1000V
Frequency(Hz)	50/60Hz	50/60Hz	50/60Hz
Features			
Vibration Indication			√ (Cancelable)
Beeper Indication	√	Cancelabel	√
Flashing LED Light Indication	√	√	√
Auto Power Off		Around 3 Minutes	Around 3 Minutes
Low Battery Indication	≤2.0V	≤2.0V	≤1.8V
NCV Detection By	Hold-on to On/Off Button	Auto Sense	Auto Sense

GENERAL CHARACTERISTICS

Power	1.5V Batteries(R03) × 2
Product Color	Red and Grey
Product Net Weight	50 g
Product Size	150mm×20mm
Standard Accessories	Batteries
Standard Individual Packing	Blister, English Manual
Standard Quantity Per Carton	100 PCs
Standard Carton Measurement	480mm×250mm×465mm(0.056 CBM Per Standard Carton)
Standard Carton Gross Weight	10.4 Kg



UT13 SERIES AC Voltage Detectors - Adjustable Sensitivity

UT13A / UT13B



■ UT13A



■ UT13B

SPECIFICATIONS

Specifications	Range	
Model	UT13A	UT13B
AC Voltage(V)	24V~600V	50V~1000V
Frequency(Hz)	50/60Hz	50/60Hz
Features		
Adjustable Sensitivity	✓	✓
Beeper Indication	✓	✓
Flashing LED Light Indication	✓	✓
Vibration Indication		✓
Low Battery Indication	≤1.0V	≤1.0V
NCV Detection By	Auto Sense	Auto Sense

GENERAL CHARACTERISTICS

Power	1.5V Batteries(R03) × 1
Product Color	Red and Grey
Product Net Weight	49 g
Product Size	150mm×20mm
Standard Accessories	Batteries
Standard Individual Packing	Blister, English Manual
Standard Quantity Per Carton	100 PCs
Standard Carton Measurement	410mm×250mm×465mm(0.048 CBM Per Standard Carton)
Standard Carton Gross Weight	8.3 Kg



UT15 SERIES

Waterproof Type Voltage Testers

UT15B / UT15C



■ UT15B



■ UT15C

SPECIFICATIONS

Specifications	Range	Best Accuracy	
		UT15B	UT15C
Model			
LED AC/DC Voltage Indication (V)	12V	0~10V	0~10V
	24V	17V±2V	17V±2V
	50V	35V±5V	35V±5V
	120V	80V±15V	80V±15V
	230V	165V±20V	165V±20V
	400V	300V±30V	300V±30V
	690V	510V±40V	510V±40V
Phase Rotation Test	Operating Voltage: 0V~690V Frequency: 50Hz~ 60Hz	✓	✓
Single Lead(L2)Voltage Detection	Operating Voltage: 100V~690V Frequency: 50Hz~ 400Hz	✓	✓
Continuity Test	Resistance: 0~400kΩ Beeper and LED light Indicator	✓	✓
Polarity Detection	Positive & Negative	✓	✓
Features			
Water-Proof (IP65)		✓	✓
Auto Range		✓	✓
Work Light		✓	✓
Low Battery Indication	Short circuit two leads, LED and beeper off when the battery is low	✓	✓
LCD AC/DC Voltage Display	24V~ 690V		±(3%+8)

GENERAL CHARACTERISTICS

Power	1.5V Batteries(R03) × 2
LCD Size	UT15C-23 × 12mm
Product Color	Red and Grey
Product Net Weight	210 g
Product Size	275mm × 51mm × 30 mm
Standard Accessories	Batteries
Standard Individual Packing	Blister, English Manual
Standard Quantity Per Carton	30 PCs
Standard Carton Measurement	440mm × 395mm × 455mm (0.079 CBM Per Standard Carton)
Standard Carton Gross Weight	11.2 Kg



UT18 SERIES Voltage and Continuity Testers

UT18A / UT18B

NEW



UL61010-1
EN61010-1
EN61010-2-030
EN61010-031
EN61243-3
EN61326-1



UT18A



UT18B

SPECIFICATIONS



Specifications	Range	Best Accuracy	
		UT18A	UT18B
Model			
Voltage (V)	12V	8V±2V	8V±2V
	24V	18V±2V	18V±2V
	50V	38V±4V	38V±4V
	120V	94V±8V	94V±8V
	230V	180V±14V	180V±14V
	400V	325V±15V	325V±15V
	690V	562V±24V	562V±24V
Phase Rotation Test	Operating Voltage: 100V~690V Frequency: 50Hz~ 60Hz	✓	✓
Single Lead(L2)Voltage Detection	Operating Voltage: 100V~690V Frequency: 50Hz~ 400Hz	✓	✓
Continuity Test	Resistance: 0~100kΩ Beeper and LED light Indication	✓	✓
RCD Test	Operating Voltage: 230V(50Hz~400Hz)		✓
Polarity Detection	Positive & Negative	✓	✓
Self-Inspection	All LED or LCD	✓	✓
No Power Test	Operating Voltage: 100~690V	✓	✓
Features			
Voltage Indication		LED	LED
Ip65		✓	✓
Auto Range		✓	✓
Work Light		✓	✓
Low Battery Indication	Around 2.5V	✓	✓
Exceed Voltage	Voltage Range: 713V~788V	✓	✓
Silent Mode	All Range	✓	✓

GENERAL CHARACTERISTICS

Power	1.5V Batteries (R03) X 2
Product Color	Red and Grey
Product Net Weight	260g
Product Size	272mm×85mm×31mm
Standard Accessories	Batteries
Standard Individual Packing	Blister, English Manual
Standard Quantity Per Carton	30PCs
Standard Carton Measurement	440mm X 295mm X 455mm (0.079 CBM Per Standard Carton)
Standard Carton Gross Weight	17Kg



UT18 SERIES Voltage and Continuity Testers

UT18C / UT18D

NEW



UL61010-1
EN61010-1
EN61010-2-030
EN61010-031
EN61243-3
EN61326-1



UT18C



UT18D

SPECIFICATIONS



Specifications	Range	Best Accuracy	
Model		UT18C	UT18D
Voltage (V)	6V		5V±1V
	12V	8V±1V	8V±1V
	24V	18V±2V	18V±2V
	50V	38V±4V	38V±4V
	120V	94V±8V	94V±8V
	230V	180V±14V	180V±14V
	400V	325V±15V	325V±15V
	690V	562V±24V	562V±24V
Phase Rotation Test	Operating Voltage: 100V~690V Frequency: 50Hz~ 60Hz	✓	✓
Single Lead(L2)Voltage Detection	Operating Voltage: 100V~690V Frequency: 50Hz~ 400Hz	✓	✓
Continuity Test	Resistance: 0~100kΩ Beeper and LED light Indication	✓	✓
RCD Test	Operating Voltage: 230V(50Hz~400Hz)	✓	✓
Polarity Detection	Positive & Negative	✓	✓
Self-Inspection	All LED or LCD	✓	✓
No Power Test	Operating Voltage: 100~690V	✓	
Features			
Voltage Indication		LED	LCD
Ip65		✓	✓
Auto Range		✓	✓
Exceed Voltage	Voltage Range: 713V~788V	✓	✓
Auto Standby	standby current <10uA	✓	✓
Silent Mode	All Range	✓	✓
Work Light		✓	✓
Low Battery Indication	Around 2.5V	✓	✓
LCD Backlight			✓
LCD Display (Voltage)	6V~ 690V	±(1.5%+5)	±(1.5%+5)
LCD Display (Frequency)	40Hz~400Hz	±(3%+5)	±(3%+5)

GENERAL CHARACTERISTICS

Power	1.5V Batteries(R03)× 2
LCD Size	UT18C -31×20mm UT18D -73.5×35.5mm"
Product Color	Red and Grey
Product Net Weight	280g
Product Size	272mm×85mm×31 mm
Standard Accessories	Batteries
Standard Individual Packing	Blister, English Manual
Standard Quantity Per Carton	30PCs
Standard Carton Measurement	440mm × 295mm × 455mm (0.079 CBM Per Standard Carton)
Standard Carton Gross Weight	17.5Kg



UL61010-1
EN61010-1
EN61010-2-030
EN61326-1



- Smart Phone Application: iDMM
- Work with UT-D07A Smart Bluetooth Adaptor
- Download at both Apple and Android Stores



SPECIFICATIONS

Specifications	Range	Best Accuracy
Model		UT181A
DC Voltage (V)	60mV/600mV/6V/60V/600V/1000V	±(0.025%+5)
AC Voltage (V)	60mV/600mV/6V/60V/600V/1000V	±(0.3%+30)
DC Current (A)	600µA/6000µA/60mA/600mA/10A	±(0.08%+10)
AC Current (A)	600µA/6000µA/60mA/600mA/10A	±(0.6%+20)
Resistance (Ω)	600Ω/6kΩ/60kΩ/600kΩ/6MΩ/60MΩ	±(0.05%+2)
Admittance(S)	60nS	±(2%+10)
Capacitance (F)	6nF/60nF/600nF/6µF/60µF/600µF/6mF/60mF	±(2%+5)
Frequency (Hz)	10Hz-60MHz	±(0.01%+5)
Temperature (°C)	-40 °C~1000°C	±(1%+30)
Temperature (°F)	-40°F~1832°F	±(1.5%+50)
Features		
Display Count		60000
Auto Range		✓
Manual Range		✓
True RMS		✓
Bandwidth (Hz)	100kHz	✓
AC + DC		✓
Low Pass Filter	1 kHz(-3db)	✓
dBV/dBm		✓
Continuity Buzzer		✓
Diode	Around 3V	✓
Duty Cycle	10% ~ 90%	✓
Dual Temperature Measurement	T1,T2, T1-T2, T2-T1	✓
Data Hold		✓
Peak Hold		✓
Relative Mode		✓
Data Logging	20000	✓
Trend Capture		✓
MAX/MIN/AVG		✓
Date Time Display		✓
Data Comparison		✓
Display Type	3.5 Inches 64k Color TFT LCD (320 × 240)	✓
Backlight Adjustment		✓
Analogue Bar Graph		✓
USB Interface		✓
Mis-Plug Alarm		✓
Battery Indication		✓
Auto Power Off		✓
Re-Chargeable Battery		✓
Input Protection		✓
Input Impedance for DCV	Around 10MΩ	✓



■ UT181A

GENERAL CHARACTERISTICS

Power	7.4V 2200mAh Li-ion Battery
LCD Size	70mm × 52mm
Product Color	Red and Grey
Product Net Weight	638.6 g
Product Size	103mm × 225mm × 59mm
Standard Accessories	Batteries, Test Lead, Temperature Adaptor, Point Contact Temperature Probe x 2, Power Adaptor, PC Software CD, USB Interface Cable
Standard Individual Packing	Gift Box, Carrying Bag, English Manual
Standard Quantity Per Carton	20 PCs
Standard Carton Measurement	480mm × 385mm × 505mm (0.085 CBM Per Standard Carton)
Standard Carton Gross Weight	26.5 Kg
Optional Accessories	Bluetooth Adaptor (UT-D07)



UT171 SERIES

Industrial True RMS Digital Multimeters

UT171A / UT171B



UL61010-1
EN61010-1
EN61010-2-030
EN61326-1

Intertek



- Smart Phone Application: iDMM
- Work with UT-D07A Smart Bluetooth Adaptor
- Download at both Apple and Android Stores



■ UT171A



■ UT171B

SPECIFICATIONS



Specifications	Range	Best Accuracy	
		UT171A	UT171B
Model			
DC Voltage (V)	400mV/4V/40V/400V/1000V 600mV/6V/60V/600V/1000V	±(0.025%+5)	±(0.025%+5)
AC Voltage (V)	400mV/4V/40V/400V/1000V 600mV/6V/60V/600V/1000V	±(0.4%+40)	±(0.4%+40)
DC Current (A)	400uA/4000uA/40mA/400mA/4A/10A 600uA/6000uA/60mA/600mA/6A/10A	±(0.15%+2)	±(0.15%+2)
AC Current (A)	400uA/4000uA/40mA/400mA/4A/10A 600uA/6000uA/60mA/600mA/6A/10A	±(0.75%+5)	±(0.75%+5)
Resistance (Ω)	400Ω/4kΩ/40kΩ/400kΩ/4MΩ/40MΩ 600Ω/6kΩ/60kΩ/600kΩ/6MΩ/60MΩ	±(0.05%+2)	±(0.05%+2)
Admittance(nS)	60nS		±(1.0%+10)
Capacitance (F)	4nF/40nF/400nF/4μF/40μF/400μF/4mF/40mF 6nF/60nF/600nF/6μF/60μF/600μF/6mF/60mF	±(2.5%+40)	±(2.5%+40)
Frequency (Hz)	10Hz~10MHz	±(0.01%+5)	±(0.01%+5)
Temperature (°C)	-40 °C~1000°C		±(1.0%+30)
Temperature (°F)	-40°F~1832°F		±(1.5%+50)
Features			
Display Count		40000	60000
Auto/Manual Range		✓	✓
True RMS		✓	✓
Bandwidth (Hz)	100kHz	✓	✓
AC + DC		✓	✓
V.F.C		✓	✓
4~20mA Loop	0~100%		✓
LoZ (ACV)	Around 3KΩ		✓
Diode	Around 3V	✓	✓
Continuity Buzzer		✓	✓
Duty Cycle	0.1% ~ 99.9%	✓	✓
NCV		✓	✓
Data Hold/MAX/MIN		✓	✓
Relative Mode		✓	✓
Peak Hold		✓	✓
Data Storage		1000	9999
USB Interface		✓	✓
Display Type		LCD	EBTN
LCD Backlight		✓	✓
Analogue Bar Graph		31	31
Mis-plug Alarm		✓	✓
Low Battery Indication		✓	✓
Rechargeable Battery		✓	✓
Auto Power Off	Around 15 Minutes	✓	✓
Input Protection		✓	✓
Input Impedance for DCV	Around 1GΩ	✓	✓

GENERAL CHARACTERISTICS

Power	UT171A-AAA 1.5V × 6 UT171B-7.4V 2000mAh Li-ion Battery
LCD Size	UT171A-70.6mm × 49.5 mm UT171B-70.6mm × 35.3 mm
Product Color	Red and Grey
Product Net Weight	384 g
Product Size	206mm × 95mm × 55mm
Standard Accessories	Batteries, Test lead, Point Contact Temperature Probe, USB Interface Cable, Power Adaptor(For UT171B),PC Software CD
Standard Individual Packing	Gift Box, Carrying Bag, English Manual
Standard Quantity Per Carton	20 PCs
Standard Carton Measurement	530mm × 360mm × 285mm (0.055 CBM Per Standard Carton)
Standard Carton Gross Weight	22 Kg
Optional Accessories	Bluetooth Adaptor (UT-D07)



UT151 SERIES

Modern Digital Multimeters

UT151A / UT151C / UT151F



UL 61010-1
EN 61010-1
EN 61010-2-030
EN 61326-1



■ UT151A



■ UT151C



■ UT151F

SPECIFICATIONS



Specifications	Range	Best Accuracy		
Model		UT151A	UT151C	UT151F
DC Voltage(V)	200mV/2V/20V/200V/600V	±(0.5%+1)	±(0.5%+1)	±(0.05%+3)
AC Voltage(V)	2V/20V/200V/600V	±(0.8%+3)	±(0.8%+3)	
	200mV/2V/ 20V/ 200V/600V			±(0.5%+10)
DC Current(A)	200µA/2mA/200mA/10A	±(0.8%+1)		
	2mA/ 20mA/ 200mA/ 10A		±(0.8%+1)	±(0.5%+5)
AC Current(A)	200µA/2mA/200mA/10A	±(1%+3)		
	20mA/ 200mA/ 10A		±(1%+3)	
	2mA/20mA/ 200mA/ 10A			±(0.8%+10)
Resistance(Ω)	200Ω/2kΩ/20kΩ/200kΩ/ 2MΩ/20MΩ/200MΩ	±(1%+2)		
	200Ω/ 2kΩ/ 20kΩ/ 200kΩ/ 2MΩ/ 20MΩ	±(1%+2)	±(1%+2)	±(0.3%+1)
Capacitance(F)	2nF/20nF/200nF/2µF/100µF		±(4%+3)	
	2µF/200µF		> 50µF Reference Only	
	20nF/ 200nF/ 2µF/ 20µF			±(4%+20)
Frequency (Hz)	20KHz			±(1.5%+5)
Temperature (°C)	-40 °C ~ 1000°C		±(1%+5)	
Temperature (°F)	-40°F ~ 1832°F		±(1%+8)	

Features

Features		2000	2000	20000
Display Count		2000	2000	20000
Manual Range		√	√	√
Battery Test	12V/9V/1.5V	±(2.5%+2)		
Diode		√	√	√
Auto Power Off		√	√	√
Continuity Buzzer		√	√	√
Low Battery Indication		√	√	√
Data Hold		√	√	√
Input Impedance for DCV	≥ 10MΩ	√	√	√

GENERAL CHARACTERISTICS

Power	9V Battery(6F22)
LCD Size	63mm×29mm
Product Color	Red and Grey
Product Net Weight	300 g
Product Size	186mm×91mm×39mm
Standard Accessories	Battery, Test Lead
Standard Individual Packing	Gift Box, English Manual
Standard Quantity Per Carton	40 PCs
Standard Carton Measurement	645mm×450mm×340mm(0.099 CBM Per Standard Carton)
Standard Carton Gross Weight	22.8 Kg



UT139 SERIES

True RMS Digital Multimeters

UT139A / UT139B / UT139C



UL 61010-1
EN 61010-1
EN 61010-2-030
EN 61326-1



■ UT139A



■ UT139B



■ UT139C

SPECIFICATIONS

Specifications	Range	Best Accuracy		
Model		UT139A	UT139B	UT139C
DC Voltage(V)	20mV/200mV/2V/20V/200V/600V	±(0.5%+2)		
	40mV/400mV/4V/40V/400V/600V		±(0.5%+2)	
	60mV/600mV/6V/60V/600V			±(0.5%+2)
AC Voltage(V)	20mV/200mV/2V/20V/200V/600V	±(1%+3)		
	40mV/400mV/4V/40V/400V/600V		±(0.8%+3)	
	60mV/600mV/6V/60V/600V			±(0.8%+3)
DC Current(A)	200µA/2000µA/20mA/200mA/2A/10A	±(0.7%+2)		
	400µA/4000µA/40mA/400mA/4A/10A		±(0.7%+2)	
	600µA/6000µA/60mA/600mA/6A/10A			±(0.7%+2)
AC Current(A)	200µA/2000µA/20mA/200mA/2A/10A	±(1%+3)		
	400µA/4000µA/40mA/400mA/4A/10A		±(1%+3)	
	600µA/6000µA/60mA/600mA/6A/10A			±(1%+3)
Resistance(Ω)	200Ω/2kΩ/20kΩ/200kΩ/2MΩ/20MΩ	±(1%+2)		
	400Ω/4kΩ/40kΩ/400kΩ/4MΩ/40MΩ		±(0.8%+2)	
	600Ω/6kΩ/60kΩ/600kΩ/6MΩ/60MΩ			±(0.8%+2)
Capacitance (F)	9.999nF/99.99nF/999.9nF/9.999µF/99.99µF/999.9µF/9.999mF/99.99mF		±(4%+5)	±(4%+5)
Frequency (Hz)	10Hz-10MHz		±(0.1%+4)	±(0.1%+4)
Temperature (°C)	-40 °C~1000°C			±(1%+3)
Temperature (°F)	-40°F~1832°F			±(1.5%+5)
Features				
Display Count		2000	4000	6000
Auto Range		✓	✓	✓
Manual Range		✓	✓	✓
True RMS		✓	✓	✓
Bandwidth (Hz)		45Hz~400Hz	45Hz~1kHz	45Hz~1kHz
V.F.C		✓	✓	✓
Duty Cycle	0.1%~99.9%		✓	✓
Diode		Around 2V	Around 3V	Around 3V
NCV		✓	✓	✓
Battery Test	1.5V / 9V	✓	✓	✓
Auto Power Off	Around 15 Minutes	✓	✓	✓
Continuity Buzzer		✓	✓	✓
Low Battery Indication	≤2.5V	✓	✓	✓
Data Hold		✓	✓	✓
Relative Mode		✓	✓	✓
MAX/MIN		✓	✓	✓
LCD Backlight		✓	✓	✓
Input Protection	600Vrms	✓	✓	✓
Input Impedance for DCV	1GΩ Max	✓	✓	✓

GENERAL CHARACTERISTICS

Power	AA1.5*2
LCD Size	58mm × 36 mm
Product Color	Red and Grey
Product Net Weight	370 g
Product Size	175mm × 81mm × 48.5 mm
Standard Accessories	UT139A/B-Battery, Test Leads UT139C-Battery, Test Leads, Temperature Probe
Standard Individual Packing	Gift Box, English Manual
Standard Quantity Per Carton	40 PCs
Standard Carton Measurement	645mm × 450mm × 340mm(0.098 CBM Per Standard Carton)
Standard Carton Gross Weight	25.5 Kg
Optional Accessories	UT139C-Current Sensor AC/DC40A



UL61010-1
EN61010-1
EN61010-2-030
EN61326-1



■ UT132A



■ UT132B

SPECIFICATIONS

Specifications	Range	Best Accuracy	
		UT132A	UT132B
Model		UT132A	UT132B
DC Voltage(V)	200mV/ 2000mV/ 20V/ 200V/ 600V	±(0.5%+2)	±(0.5%+2)
AC Voltage(V)	200V/ 600V	±(1.2%+3)	±(1.2%+3)
DC Current(A)	2000µA/ 20mA/ 200mA/ 10A	±(1%+2)	
	2000µA/ 200mA/ 10A		±(1%+2)
Resistance(Ω)	200Ω/2000Ω/20kΩ/200kΩ/2000kΩ/20MΩ	±(0.8%+5)	±(0.8%+5)
Features			
Display Count		2000	2000
Manual Range		✓	✓
Battery Test	1.5V/ 9V		±(1%+2)
Square Wave Output		✓	
Diode		✓	✓
Continuity Buzzer			✓
Low Battery Indication		✓	✓
Data Hold		✓	✓
Input Impedance for DCV	Around 10MΩ	✓	✓

GENERAL CHARACTERISTICS

Power	9V Battery(6F22)
LCD Size	49mm×18mm
Product Color	Red and Grey
Product Net Weight	200 g
Product Size	72mm×137mm×35mm
Standard Accessories	Battery, Test Lead
Standard Individual Packing	Gift Box, English Manual
Standard Quantity Per Carton	66 PCs
Standard Carton Measurement	595mm X 360mm X 420mm (0.09CBM Per Standard Carton)
Standard Carton Gross Weight	23 Kg



UL61010-1
EN61010-1
EN61010-2-030
EN61326-1



■ UT132C



■ UT132D

SPECIFICATIONS



Specifications	Range	Best Accuracy	
Model		UT132C	UT132D
DC Voltage(V)	200mV/ 2000mV/ 20V/ 200V/ 600V	±(0.5%+2)	±(0.5%+2)
AC Voltage(V)	200V/ 600V	±(1.2%+3)	±(1.2%+3)
DC Current(A)	2000µA/ 20mA/ 200mA/ 10A	±(1%+2)	
	2000µA/ 200mA/ 10A		±(1%+2)
Resistance(Ω)	200Ω/2000Ω/20kΩ/200kΩ/2000kΩ/20MΩ	±(0.8%+5)	
	200Ω/ 2000Ω/ 20kΩ/ 200kΩ/ 20MΩ		±(0.8%+5)
Capacitance (F)	20nF/ 2000nF/ 200µF		±(4%+3)
Temperature (°C)	-40 °C ~ 1000°C	±(1.0%+3)	
Features			
Display Count		2000	2000
Manual Range		✓	✓
Diode		✓	✓
Continuity Buzzer		✓	✓
Low Battery Indication		✓	✓
Data Hold		✓	✓
Input Impedance for DCV	Around 10MΩ	✓	✓

GENERAL CHARACTERISTICS

Power	9V Battery(6F22)
LCD Size	49mm×18mm
Product Color	Red and Grey
Product Net Weight	200 g
Product Size	72mm×137mm×35mm
Standard Accessories	UT132C-Battery, Test Lead, Point Contact Temperature Probe
	UT132D-Battery, Test Lead,
Standard Individual Packing	Gift Box, English Manual
Standard Quantity Per Carton	66 PCs
Standard Carton Measurement	595mm × 360mm × 420mm (0.09CBM Per Standard Carton)
Standard Carton Gross Weight	25.7 Kg



UT120 SERIES

Pocket Size Type Digital Multimeters

UT120A / UT120B / UT120C



UL 61010-1
EN 61010-1
EN 61010-2-030
EN 61326-1



■ UT120A



■ UT120B



■ UT120C

SPECIFICATIONS

Specifications	Range	Best Accuracy		
		UT120A	UT120B	UT120C
Model		UT120A	UT120B	UT120C
DC Voltage (V)	400mV/4V/40V/600V	±(0.8%+1)	±(0.8%+1)	±(0.8%+1)
AC Voltage (V)	4V/40V/400V/600V	±(1.2%+3)	±(1.2%+3)	±(1.2%+3)
DC Current (A)	400µA/4mA/40mA/400mA			±(1.0%+3)
AC Current (A)	400µA/4mA/40mA/400mA			±(1.5%+5)
Resistance (Ω)	400Ω/4KΩ/40KΩ/400KΩ/4MΩ/40MΩ	±(1%+2)	±(1%+2)	±(1%+2)
Capacitance (F)	4nF/40nF/400nF/4µF/40µF/100µF		±(4%+3)	±(4%+3)
Frequency (Hz)	10Hz~10MHz	±(0.5%+3)	±(0.5%+3)	±(0.5%+3)
Features				
Display Count		4000	4000	4000
Auto Range		✓	✓	✓
Duty Cycle	0.1%~99.9%	✓	✓	✓
Diode		✓	✓	✓
Auto Power Off	Around 30 Minutes	✓	✓	✓
Continuity Buzzer		✓	✓	✓
Low Battery Indication	≤2.4V	✓	✓	✓
Data Hold		✓	✓	✓
Relative Mode		✓	✓	✓
Input Impedance for DCV	Around 10MΩ	✓	✓	✓

GENERAL CHARACTERISTICS

Power	3V Battery(CR2032)
LCD Size	43mm X 22mm
Product Color	Red and Grey
Product Net Weight	76g
Product Size	110mm X 58.2mm X 10.8mm
Standard Accessories	Battery, Carrying Case
Standard Individual Packing	Blister, English Manual
Standard Quantity Per Carton	100 PCs
Standard Carton Measurement	750×275×490mm (0.1CBM Per Export Carton)
Standard Carton Gross Weight	21.9 Kg



UT118 SERIES

Pen Type Digital Multimeters

UT118A/UT118B



EN 61010-1
EN 61326-1



■ UT118A



■ UT118B

SPECIFICATIONS

Specifications	Range		Best Accuracy		
	Model	SCAN Mode	AUTO Mode	UT118A	UT118B
DC Voltage(V)		3V/30V/300V	3V/30V/300V	±(1%+3)	±(1%+3)
AC Voltage(V)		3V/30V/300V	3V/30V/300V	±(1%+4)	±(1%+4)
Resistance(Ω)		300Ω/3kΩ/30kΩ/300kΩ/3MΩ	300Ω/3kΩ/30kΩ/300kΩ/3MΩ/30MΩ	±(1%+3)	±(1%+3)
Capacitance (F)		3nF/30nF/300nF/3μF/30μF/300μF	3nF/30nF/300nF/3μF/30μF/300μF/3mF	±(3%+5)	±(3%+5)

Features				
Display Count			3000	3000
Auto Range			✓	✓
EF Function				✓
Diode			✓	✓
Auto Power Off	Around 10 Minutes		✓	✓
Continuity Buzzer			✓	✓
Low Battery Indication			✓	✓
Data Hold			✓	✓
MAX Mode			✓	✓
MIN Mode			✓	✓
LCD Backlight			✓	✓
Penlight			✓	✓
Input Impedance for DCV	≥10MΩ		✓	✓

GENERAL CHARACTERISTICS

Power	3V Li-MnO2 Cion Cell Battery
LCD Size	28mm×14mm
Product Color	Red and Grey
Product Net Weight	90 g
Product Size	20mm×27mm×182mm
Standard Accessories	Battery, Test Lead
Standard Individual Packing	Blister, English Manual
Standard Quantity Per Carton	80 PCs
Standard Carton Measurement	570mm×300mm×415mm (0.071 CBM Per Export Carton)
Standard Carton Gross Weight	12.5 Kg



UT100 SERIES

Handheld Automotive Multipurpose Meters

UT108 / UT109



■ UT108



■ UT109

SPECIFICATIONS

Specifications	Range	Best Accuracy	
		UT108	UT109
Model		UT108	UT109
DC Voltage(V)	4V/40V/400V/1000V	±(0.5%+3)	±(0.5%+3)
AC Voltage(V)	40mV/400mV/4V/40V/400V/1000V	±(1%+3)	±(1%+3)
DC Current(A)	400µA/4000µA/40mA/400mA/4A/10A	±(1%+2)	±(1%+2)
AC Current(A)	400µA/4000µA/40mA/400mA/4A/10A	±(1.2%+5)	±(1.2%+5)
Resistance(Ω)	400Ω/4kΩ/40kΩ/400kΩ/4MΩ/40MΩ	±(1%+5)	±(1%+5)
Capacitance (F)	10nF/100nF/1000nF/10µF/100µF	±(3%+5)	±(3%+5)
Frequency (Hz)	10Hz~1MHz	±(0.1%+4)	±(0.1%+4)
Temperature (°C)	-40 °C~537°C		±(1%+10)
Temperature (°F)	-40 °F~998°F		±(1%+18)
Features			
Display Count		4000	4000
Auto Range		✓	✓
Diode		✓	✓
Auto Power Off		✓	✓
Continuity Buzzer		✓	✓
Low Battery Indication		✓	✓
Data Hold		✓	✓
MAX/MIN		✓	✓
RS-232		✓	✓
USB Interface		✓	✓
LCD Backlight		✓	✓
Input Protection		✓	✓
Input Impedance for DCV	Around 10MΩ	✓	✓
Dwell	4CYL/6CYL/8CYL	±(3%+5)	±(3%+5)
Tach	4CYL/6CYL/8CYL	±(3%+5)	±(3%+5)

GENERAL CHARACTERISTICS

Power	9V Battery(6F22)
LCD Size	65mm × 43mm
Product Color	Red and Grey
Product Net Weight	370 g
Product Size	180mm × 87mm × 47mm
Standard Accessories	UT108-Battery, Test Lead, Alligator Clip, RS-232 Interface Cable, PC Software CD
	UT109-Battery, Test Lead, Alligator Clip, RS-232 Interface Cable, PC Software CD, Point Contact Temperature Probe, Multi-Purpose Socket
Standard Individual Packing	Gift Box, English Manual
Standard Quantity Per Carton	20 PCs
Standard Carton Measurement	465mm × 335mm × 365mm (0.057 CBM Per Standard Carton)
Standard Carton Gross Weight	15.5 Kg
Optional Accessories	USB Interface Cable



EN 61010-1
EN 61326-1



■ UT105



■ UT106



■ UT107

SPECIFICATIONS

Specifications	Range	Best Accuracy		
		UT105	UT106	UT107
Model		UT105	UT106	UT107
DC Voltage(V)	200mV/2V/20V/200V/1000V 200mV/2V/20V/1000V	±(0.5%+5)	±(0.5%+2)	±(0.5%+2)
AC Voltage(V)	2V/20V/200V/750V 200V/750V	±(0.8%+5)	±(0.8%+5)	±(0.8%+5)
DC Current(A)	200mA/10A	±(0.8%+5)	±(0.8%+5)	±(0.8%+5)
Resistance(Ω)	200Ω/2kΩ/20kΩ/200kΩ/2MΩ /20MΩ 200Ω/2kΩ/20kΩ/200kΩ/20MΩ	±(0.8%+5)	±(0.8%+5)	±(0.8%+5)
Frequency (Hz)	2 kHz		±(2%+5)	±(2%+5)
Temperature (°C)	-40°C~1000°C		±(2%+8)	±(2%+8)
Features				
Display Count		2000	2000	2000
Manual Range		✓	✓	✓
Battery Test	12 V			±(3%+5)
Duty Cycle	1%~90%			±(4%+5)
Diode		✓	✓	✓
Continuity Buzzer		✓	✓	✓
Low Battery Indication		✓	✓	✓
Data Hold		✓	✓	✓
Input Protection		✓	✓	✓
Input Impedance for DCV	Around 10MΩ	✓	✓	✓
Dwell	4CYL/6CYL/8CYL	±(3%+5)	±(3%+5)	±(3%+5)
Tach	4CYL/6CYL/8CYL	±(3%+5)	±(3%+5)	±(3%+5)

GENERAL CHARACTERISTICS

Power	9V Battery(6F22)
LCD Size	60mm × 54 mm
Product Color	Red and Grey
Product Net Weight	351 g(Including Holster)
Product Size	179mm× 88mm×39mm
Standard Accessories	UT105-Battery, Test Lead, Holster UT106/UT107-Battery, Test Lead, Holster, Point Contact Temperature Probe
Standard Individual Packing	Blister, English Manual
Standard Quantity Per Carton	40 PCs
Standard Carton Measurement	645mm × 450mm × 340mm (0.0987 CBM Per Standard Carton)
Standard Carton Gross Weight	24.6 Kg



UT90-II SERIES

Modern Environmental Friendly Digital Multimeters

UT90A / UT90B



EN 61010-1
EN 61326-1



■ UT90A



■ UT90B

SPECIFICATIONS



Specifications	Range	Best Accuracy	
Model		UT90A	UT90B
DC Voltage(V)	200mV/2V/20V/200V/1000V	±(0.5%+2)	±(0.5%+2)
AC Voltage(V)	2V/20V/200V/750V	±(0.8%+5)	±(0.8%+5)
DC Current(A)	200µA/2mA/20mA/200mA/10A	±(0.8%+2)	±(1%+2)
AC Current(A)	200µA/2mA/20mA/200mA/10A	±(1%+5)	±(1.2%+5)
Resistance(Ω)	200Ω/2kΩ/20kΩ/200kΩ/2MΩ/20MΩ	±(0.8%+3)	±(0.8%+3)
Features			
Display Count		2000	2000
Manual Range		√	√
Solar Power			√
Battery Test	1.5V/9V	√	
Diode		√	√
Continuity Buzzer		√	√
Low Battery Indication		√	√
Data Hold		√	
Full Icon Display		√	√
Input Protection		√	√
Input Impedance for DCV	Around 10MΩ	√	√
Low Impedance Selection			√

GENERAL CHARACTERISTICS

Power	UT90A -9V Battery(6F22) UT90B -Charging at AC 230V or AC/DC12-36V or Solar Power
LCD Size	UT90A -60mm×54mm , UT90B -60mm×26mm
Product Color	Red and Grey
Product Net Weight	UT90A -351g(Including Holster), UT90B -340g(Including Holster)
Product Size	179mm× 88mm× 39mm
Standard Accessories	UT90A -Battery,Holster,Test Lead, UT90B -Holster,Test Lead
Standard Individual Packing	Gift Box, English Manual
Standard Quantity Per Carton	40 PCs
Standard Carton Measurement	645mm×450mm×340mm (0.0987 CBM Per Standard Carton)
Standard Carton Gross Weight	24.8 Kg



UT90-II SERIES

Modern Environmental Friendly Digital Multimeters

UT90C / UT90D



EN 61010-1
EN 61326-1



■ UT90C



■ UT90D

SPECIFICATIONS



Specifications	Range	Best Accuracy	
Model		UT90C	UT90D
DC Voltage(V)	400mV/4V/40V/400V/1000V	±(0.8%+1)	±(0.8%+1)
AC Voltage(V)	4V/40V/400V/750V	±(1%+5)	±(1%+5)
DC Current(A)	400µA/4000µA/40mA/400mA/4A/10A	±(1%+2)	±(1%+2)
AC Current(A)	400µA/4000µA/40mA/400mA/4A/10A	±(1.5%+5)	±(1.2%+2)
Resistance(Ω)	400Ω/4kΩ/40kΩ/400kΩ/4MΩ/40MΩ	±(1%+2)	±(1%+2)
Capacitance (F)	40nF/400nF/4µF/40µF/100µF	±(3%+5)	±(3%+5)
Frequency (Hz)	10Hz~10MHz	±(0.1%+3)	±(0.1%+3)
Features			
Display Count		4000	4000
Auto Range		√	√
Solar Power		√	
Diode		√	√
Auto Power Off		√	√
Continuity Buzzer		√	√
Low Battery Indication		√	√
Relative Mode		√	√
Data Hold		√	
Full Icon Display		√	√
Input Protection		√	√
Input Impedance for DCV	Around 10MΩ	√	√
Low Impedance Selection			√

GENERAL CHARACTERISTICS

Power	UT90C-Charging at AC 230V or AC/DC12-36V or Solar Power UT90D-9V Battery(6F22)
LCD Size	UT90C-60mm × 26mm ,UT90D-60mm× 54mm
Product Color	Red and Grey
Product Net Weight	340 g (Including Holster)
Product Size	179mm × 88mm × 39mm
Standard Accessories	UT90C-Holster,Test Lead,UT90D-Battery,Holster,Test Lead
Standard Individual Packing	Gift Box, English Manual
Standard Quantity Per Carton	40 PCs
Standard Carton Measurement	645mm × 450mm × 340mm (0.0987 CBM Per Standard Carton)
Standard Carton Gross Weight	23 Kg



EN:61010-1
EN:61010-2-030
EN:61326-1,
EN:61326-2-2



■ UT81B

SPECIFICATIONS



Specifications	Range	Best Accuracy
DC Voltage(V)	400mV/4V/40V/400V/1000V	±(0.8%+8)
AC Voltage(V)	4V/40V/400V/750V	±(1%+15)
DC Current(A)	400µA/4000µA/40mA/400mA/4A/10A	±(1%+8)
AC Current(A)	400µA/4000µA/40mA/400mA/4A/10A	±(1.5%+8)
Resistance(Ω)	400Ω/4kΩ/40kΩ/400kΩ/4MΩ/40MΩ	±(1%+5)
Capacitance (F)	40nF/400nF/4µF/40µF/100µF	±(3%+8)
Frequency (Hz)	10Hz~10MHz	±(0.1%+3)

Scope Specification	Range	Best Accuracy
Bandwidth	8 MHz	√
Real-Time Sample Rate	40 MS/s	√
Vertical Accuracy		±(5%+1)
Input Sensitivity	20mV/div - 500V/div(1-2-5)	√
Horizontal Accuracy		±(0.01%+1)
Time-Base Range	100ns/div - 5s/div(1-2-5)	√

Features		
Display Count		4000
Auto Range		√
Duty Cycle	0.1~99.9%	√
Diode		√
Auto Power Off		√
Continuity Buzzer		√
Display	160 x 160 Monochrome	√
Trigger Types	Free Run/Normal/Single Shot	√
Memory	10 screens and setups	√
Contrast and Bright Setup		√
Low Battery Indication		√
USB Interface		√
LCD Backlight		√
Input Impedance for DCV	Around 10MΩ	√

GENERAL CHARACTERISTICS

Power	1.5V Batteries(R6)× 4
LCD Size	60mm × 60 mm
Product Color	Red and Grey
Product Net Weight	498 g
Product Size	200mm × 100mm× 48 mm
Standard Accessories	Batteries, Test Lead,Alligator Clip,USB Interface Cable,PC Software CD, BNC Probe
Standard Individual Packing	Gift Box, English Manual
Standard Quantity Per Carton	12 PCs
Standard Carton Measurement	485mm × 450mm ×260mm (0.057 CBM Per Standard Carton)
Standard Carton Gross Weight	16.4 Kg
Optional Accessories	Scope Probe,AC Power Adaptor



UT81 SERIES

Scope Digital Multimeters

UT81C



EN 61010-1
EN 61010-2-030
EN 61326-1



■ UT81C

SPECIFICATIONS



Specifications	Range	Best Accuracy
DC Voltage(V)	400mV/4V/40V/400V/1000V	±(0.8%+8)
AC Voltage(V)	4V/40V/400V/750V	±(1%+15)
DC Current(A)	400µA/4000µA/40mA/400mA/4A/10A	±(1%+8)
AC Current(A)	400µA/4000µA/40mA/400mA/4A/10A	±(1.5%+8)
Resistance(Ω)	400Ω/4kΩ/40kΩ/400kΩ/4MΩ/40MΩ	±(1%+5)
Capacitance (F)	40nF/400nF/4µF/40µF/100µF	±(3%+8)
Frequency (Hz)	10Hz~10MHz	±(0.1%+3)
Scope Specification	Range	Best Accuracy
Bandwidth	16 MHz	√
Real-Time Sample Rate	80 MS/s	√
Vertical Accuracy		±(5%+1)
Input Sensitivity	20mV/div - 500V/div(1-2-5)	√
Horizontal Accuracy		±(0.01%+1)
Time-Base Range	50ns/div - 5s/div(1-2-5)	√
Features		
Display Count		4000
Auto Range		√
Duty Cycle	0.1~99.9%	√
Diode		√
Auto Power Off		√
Continuity Buzzer		√
Display	160 × 160 Monochrome	√
Trigger Types	Free Run/Normal/Single Shot	√
Memory	10 screens and setups	√
Contrast and Bright Setup		√
Low Battery Indication		√
USB Interface		√
LCD Backlight		√
Input Impedance for DCV	Around 10MΩ	√

GENERAL CHARACTERISTICS

Power	1.5V Batteries(R6) × 4
LCD Size	60mm × 60 mm
Product Color	Red and Grey
Product Net Weight	498 g
Product Size	200mm × 100mm × 48 mm
Standard Accessories	Batteries, Test Lead,Alligator Clip,USB Interface Cable,PC Software CD, BNC Probe
Standard Individual Packing	Gift Box, English Manual
Standard Quantity Per Carton	12 PCs
Standard Carton Measurement	485mm × 450mm × 260mm (0.057 CBM Per Standard Carton)
Standard Carton Gross Weight	17.3 Kg
Optional Accessories	Scope Probe,AC Power Adaptor



EN 61010-1
EN 61010-2-030
EN 61326-1
EN:55022



-Smart Phone Application: iDMM
-Work with UT-D07A Smart Bluetooth Adaptor
-Download at both Apple and Andriod Stores



■ UT71A



■ UT71B

SPECIFICATIONS



Specifications	Range	Best Accuracy	
Model		UT71A	UT71B
DC Voltage(V)	200mV/2V/20V/200V/1000V	±(0.1%+8)	±(0.05%+5)
AC Voltage(V)	2V/20V/200V/1000V	±(0.8%+40)	±(0.6%+40)
DC Current(A)	200µA/2000µA/20mA/200mA/10A	±(0.2%+20)	±(0.15%+20)
AC Current(A)	200µA/2000µA/20mA/200mA/10A	±(1%+15)	±(0.8%+15)
Resistance(Ω)	200Ω/2kΩ/20kΩ/200kΩ/2MΩ/20MΩ	±(0.5%+20)	±(0.4%+20)
Capacitance (F)	20nF/200nF/2µF/20µF/200µF/2mF/20mF	±(1.5%+20)	±(1.2%+20)
Frequency (Hz)	20Hz-200MHz	±(0.1%+15)	±(0.1%+15)
Temperature (°C)	-40 °C ~ 1000°C		±(1%+30)
Temperature (°F)	-40 °F ~ 1832°F		±(1.5%+50)
Features			
Display Count		20000	20000
Auto Range		✓	✓
True RMS		✓	✓
Bandwidth (Hz)	100kHz	✓	✓
Duty Cycle	10%~90%	✓	✓
Diode		✓	✓
Auto Power Off		✓	✓
Continuity Buzzer		✓	✓
Low Battery Indication		✓	✓
Data Hold		✓	✓
Relative Mode		✓	✓
MAX/MIN		✓	✓
Data Storage			100
USB Interface		✓	✓
Double Backlight		✓	✓
Analogue Bar Graph		✓	✓
Full Icon Display		✓	✓
Setup		✓	✓
Input Impedance for DCV	DC 200mV: Around 2.5GΩ, All Other Range: 10MΩ	✓	✓
4 - 20mA Loop	0~100%		±(1%+50)
Fused 10 A		✓	✓
Current Measurement Alarm		✓	✓
Voltage & Current AC+DC Measurement		✓	✓

GENERAL CHARACTERISTICS

Power	9V Battery(6F22)
LCD Size	73mm × 50 mm
Product Color	Red and Grey
Product Net Weight	384 g
Product Size	200mm × 93mm × 40 mm
Standard Accessories	UT71A -Battery, Test Lead, Alligator Clip, Test Clip, USB Interface Cable, PC Software CD, Carrying Bag UT71B -Battery, Test Lead, Alligator Clip, Test Clip, USB Interface Cable, PC Software CD, Carrying Bag, Point Contact Temperature Probe
Standard Individual Packing	Gift Box, English Manual
Standard Quantity Per Carton	22 PCs
Standard Carton Measurement	535mm × 370mm × 425mm (0.084 CBM Per Standard Carton)
Standard Carton Gross Weight	22 Kg



UT71 SERIES

Intelligent Digital Multimeters

UT71C / UT71D / UT71E



EN 61010-1
EN 61010-2-030
EN 61326-1



-Smart Phone Application: iDMM
-Work with UT-D07A Smart Bluetooth Adaptor
-Download at both Apple and Android Stores



■ UT71C



■ UT71D



■ UT71E

SPECIFICATIONS

Specifications	Range	Best Accuracy		
		UT71C	UT71D	UT71E
Model		UT71C	UT71D	UT71E
DC Voltage(V)	400mV/4V/40V/400V/1000V	±(0.025%+5)	±(0.025%+5)	±(0.025%+5)
AC Voltage(V)	4V/40V/400V/1000V	±(0.4%+30)	±(0.4%+30)	±(0.4%+30)
DC Current(A)	400µA/4000µA/40mA/400mA/10A	±(0.1%+15)	±(0.1%+15)	±(0.1%+15)
AC Current(A)	400µA/4000µA/40mA/400mA/10A	±(0.7%+15)	±(0.7%+15)	±(0.7%+15)
Resistance(Ω)	400Ω/4kΩ/40kΩ/400kΩ/4MΩ/40MΩ	±(0.3%+8)	±(0.3%+8)	±(0.3%+8)
Capacitance (F)	40nF/400nF/4µF/40µF/400µF/4mF/40mF	±(1%+20)	±(1%+20)	±(1%+20)
Frequency (Hz)	40Hz-400MHz	±(0.01%+8)	±(0.01%+8)	±(0.01%+8)
Temperature (°C)	-40 °C ~1000°C	±(1%+30)	±(1%+30)	±(1%+30)
Temperature (°F)	-40 °F ~1832°F	±(1.5%+50)	±(1.5%+50)	±(1.5%+50)
Power (W)	2500W			±(2%+10)
Features				
Display Count		40000	40000	40000
Auto Range		✓	✓	✓
True RMS		✓	✓	✓
Bandwidth (Hz)	100kHz	✓	✓	✓
Duty Cycle	10%~90%	✓	✓	✓
Diode		✓	✓	✓
Auto Power Off		✓	✓	✓
Continuity Buzzer		✓	✓	✓
Low Battery Indication		✓	✓	✓
Data Hold		✓	✓	✓
Relative Mode		✓	✓	✓
MAX/MIN		✓	✓	✓
Data Storage		100	9999	100
USB Interface		✓	✓	✓
Double Backlight		✓	✓	✓
Analogue Bar Graph		✓	✓	✓
Full Icon Display		✓	✓	✓
Setup		✓	✓	✓
Input Impedance for DCV	DC 400mV: Around 2.5GΩ, All Other Range:10MΩ	✓	✓	✓
4 - 20mA Loop	0~100%	±(1%+50)	±(1%+50)	±(1%+50)
Fused 10 A		✓	✓	✓
Current Measurement Alarm		✓	✓	✓
Voltage & Current AC+DC Measurement		✓	✓	✓

GENERAL CHARACTERISTICS

Power	9V Battery(6F22)
LCD Size	73mm × 50 mm
Product Color	Red and Grey
Product Net Weight	384 g
Product Size	200mm × 93mm × 40 mm
Standard Accessories	UT71C/UT71D -Battery, Test Lead, Alligator Clip, Test Clip, USB Interface Cable,PC Software CD,Carrying Bag,Point Contact Temperature Probe UT71E -Battery, Test Lead, Alligator Clip, Test Clip, USB Interface Cable,PC Software CD,Carrying Bag, Point Contact Temperature Probe,Power Adaptor
Standard Individual Packing	Gift Box, English Manual
Standard Quantity Per Carton	20 PCs
Standard Carton Measurement	535mm × 370mm × 425mm (0.084 CBM Per Standard Carton)
Standard Carton Gross Weight	22 Kg



UT61 SERIES

Modern Digital Multimeters

UT61A / UT61B



UL 61010-1
EN 61010-1
EN 61010-2-030
EN 61326-1



■ UT61A



■ UT61B

SPECIFICATIONS

Specifications	Range	Best Accuracy	
		UT61A	UT61B
Model		UT61A	UT61B
DC Voltage(V)	400mV/4V/40V/400V/1000V 40mV/400mV/4V/40V/400V/1000V	±(0.5%+1)	±(0.5%+1)
AC Voltage(V)	400mV/4V/40V/400V/750V 40mV/400mV/4V/40V/400V/750V	±(1%+3)	±(1%+3)
DC Current(A)	400µA/4000µA/40mA/400mA/4A/10A	±(1%+2)	±(1%+2)
AC Current(A)	400µA/4000µA/40mA/400mA/4A/10A	±(1.2%+5)	±(1.2%+5)
Resistance(Ω)	400Ω/4kΩ/40kΩ/400kΩ/4MΩ/40MΩ	±(1%+2)	±(1%+2)
Capacitance (F)	40nF/400nF/4µF/40µF/400µF/4000µF	±(3%+5)	±(3%+5)
Frequency (Hz)	10Hz-10MHz	±(0.1%+4)	±(0.1%+4)
Temperature (°C)	-40 °C ~ 1000 °C	±(1.2%+3)	±(1.2%+3)
Temperature (°F)	-40 °F ~ 1832 °F	±(1.2%+4)	±(1.2%+4)
Features			
Display Count		4000	4000
Auto Range		✓	✓
Manual Range		✓	✓
Bandwidth (Hz)	45Hz~400Hz	✓	✓
Duty Cycle	0.1%~99.9%	✓	✓
Diode		✓	✓
Transistor		✓	✓
NCV		✓	
Auto Power Off	Around 15 Minutes		✓
Continuity Buzzer		✓	✓
Low Battery Indication	≤7.5V	✓	✓
Data Hold		✓	✓
Relative Mode		✓	✓
MAX/MIN		✓	✓
RS-232		✓	✓
LCD Backlight		✓	✓
Analogue Bar Graph		41	41
Input Protection		✓	✓
Input Impedance for DCV	Around 10MΩ	✓	✓

GENERAL CHARACTERISTICS

Power	9V Battery(6F22)
LCD Size	65mm × 43 mm
Product Color	Red and Grey
Product Net Weight	370 g
Product Size	180mm × 87mm × 47 mm
Standard Accessories	UT61A -Battery, Test Lead,Multi-Purpose Socket UT61B -Battery, Test Lead,Multi-Purpose Socket,RS-232 Interface Cable, Software,Point Contact Temperature Probe
Standard Individual Packing	Gift Box, English Manual
Standard Quantity Per Carton	22 PCs
Standard Carton Measurement	455mm × 335mm × 375mm (0.057 CBM Per Standard Carton)
Standard Carton Gross Weight	14.5 Kg
Optional Accessories	UT61B -USB Interface Cable



UT61 SERIES

Modern Digital Multimeters

UT61C / UT61D / UT61E



UL 61010-1
EN 61010-1
EN 61010-2-030
EN 61326-1



■ UT61C



■ UT61D



■ UT61E

SPECIFICATIONS

Specifications	Range	Best Accuracy		
		UT61C	UT61D	UT61E
Model		UT61C	UT61D	UT61E
DC Voltage(V)	60mV/600mV/6V/60V/600V/1000V 220mV/2.2V/22V/220V/1000V	±(0.5%+1)	±(0.5%+1)	±(0.1%+2)
AC Voltage(V)	60mV/600mV/6V/60V/600V/750V 220mV/2.2V/22V/220V/750V	±(1.0%+3)	±(1.0%+3)	±(0.8%+10)
DC Current(A)	600µA/6000µA/60mA/600mA/6A/10A 200µA/2200µA/22mA/220mA/2.2A/10A	±(1.0%+3)	±(1.0%+3)	±(0.5%+10)
AC Current(A)	600µA/6000µA/60mA/600mA/6A/10A 200µA/2200µA/22mA/220mA/2.2A/10A	±(1.2%+5)	±(1.2%+5)	±(0.8%+10)
Resistance(Ω)	600Ω/6kΩ/60kΩ/600kΩ/6MΩ/60MΩ 220Ω/2.2kΩ/22kΩ/220kΩ/2.2MΩ /22MΩ/220MΩ	±(1.0%+2)	±(1.0%+2)	±(0.5%+10)
Capacitance (F)	40nF/400nF/4µF/40µF/400µF/4000µF 22nF/220nF/2.2µF/22µF/220µF/ 2.2mF/22mF/220mF	±(3.0%+5)	±(3.0%+5)	±(3.0%+5)
Frequency (Hz)	10Hz-10MHz 10Hz-200MHz	±(0.1%+4)	±(0.1%+4)	±(0.01%+5)
Temperature (°C)	-40°C~1000°C	±(1.2%+3)		
Temperature (°F)	-40°F~1832°F	±(1.2%+4)		
Features				
Display Count		6000	6000	22000
Auto Range		✓	✓	✓
True RMS		✓	✓	✓
Bandwidth (Hz)		45Hz-1kHz	45Hz-3kHz	45Hz-10kHz
Duty Cycle	0.1%~99.9%	✓	✓	✓
Diode		✓	✓	✓
Auto Power Off	Around 15 Minutes	✓	✓	✓
Continuity Buzzer		✓	✓	✓
Low Battery Indication	≤7.5V	✓	✓	✓
Data Hold		✓	✓	✓
Relative Mode		✓	✓	✓
MAX/MIN		✓	✓	✓
Peak Value		✓	✓	✓
RS-232		✓	✓	✓
LCD Backlight		✓	✓	✓
Analogue Bar Graph		61	61	61
Input Protection		✓	✓	✓
Input Impedance for DCV	Around 10MΩ	✓	✓	✓

GENERAL CHARACTERISTICS

Power	9V Battery(6F22)
LCD Size	65mm × 43 mm
Product Color	Red and Grey
Product Net Weight	370 g
Product Size	180mm × 87mm × 47 mm
Standard Accessories	UT61C-Battery, Test Lead, Multi-Purpose Socket, RS-232 Interface Cable, PC Software CD, Point Contact Temperature Probe
	UT61D/UT61E-Battery, Test Lead, Multi-Purpose Socket, RS-232 Interface Cable, PC Software CD
Standard Individual Packing	Gift Box, English Manual
Standard Quantity Per Carton	22 PCs
Standard Carton Measurement	455mm × 335mm × 375mm (0.057 CBM Per Standard Carton)
Standard Carton Gross Weight	15.5 Kg
Optional Accessories	USB Interface Cable



EN 61010-1
EN 61326-1



■ UT58A



■ UT58B



■ UT58C

SPECIFICATIONS

Specifications	Range	Best Accuracy		
		UT58A	UT58B	UT58C
Model		UT58A	UT58B	UT58C
DC Voltage(V)	200mV/2V/20V/200V/1000V	±(0.5%+1)	±(0.5%+1)	±(0.5%+1)
AC Voltage(V)	2V/20V/200V/750V	±(0.8%+3)	±(0.8%+3)	±(0.8%+3)
DC Current(A)	20µA/2mA/20mA/200mA/20A	±(0.8%+1)		
	2mA/20mA/200mA/20A		±(0.8%+1)	
AC Current(A)	2mA/200mA/20A			±(0.8%+1)
	2mA/200mA/20A	±(1%+3)	±(1%+3)	±(1%+3)
Resistance(Ω)	200Ω/2kΩ/20kΩ/2MΩ/20MΩ/200MΩ	±(0.8%+1)	±(0.8%+1)	
	200Ω/2kΩ/20kΩ/2MΩ/20MΩ			±(0.8%+1)
Capacitance (F)	2nF/200nF/100µF	±(4%+3)	±(4%+3)	±(4%+3)
Frequency (Hz)	2kHz/20kHz			±(1.5%+5)
Temperature (°C)	-40°C~1000°C		±(1%+3)	±(1%+3)
Features				
Display Count		2000	2000	2000
Manual Range		✓	✓	✓
Diode		✓	✓	✓
Transistor		✓	✓	✓
Auto Power Off		✓	✓	✓
Continuity Buzzer		✓	✓	✓
Data Hold		✓	✓	✓
Low Battery Indication		✓	✓	✓
Full Icon Display		✓	✓	✓
Input Impedance for DCV	Around 10MΩ	✓	✓	✓
Test Lead Connection Indications		✓	✓	✓

GENERAL CHARACTERISTICS

Power	9V Battery(6F22)
LCD Size	60 × 54 mm
Product Color	Red and Grey
Product Net Weight	350 g (Including holster)
Product Size	179mm × 88mm × 39mm
Standard Accessories	UT58A-Battery, Test Lead,Holster,Multi-Purpose Socket UT58B/UT58C-Battery, Test Lead,Holster,Multi-Purpose Socket, Point ContactTemperature Probe
Standard Individual Packing	Gift Box, English Manual
Standard Quantity Per Carton	44 PCs
Standard Carton Measurement	705×450×340mm (0.11 CBM Per Standard Carton)
Standard Carton Gross Weight	27 Kg



EN 61010-1
EN 61326-1



UT58D



UT58E

SPECIFICATIONS



Specifications	Range	Best Accuracy	
Model		UT58D	UT58E
DC Voltage(V)	200mV/20V/200V/1000V	±(0.5%+1)	
	200mV/2V/20V/200V/1000V		±(0.05%+3)
AC Voltage(V)	2V/200V/1000V	±(0.8%+3)	
	2V/20V/200V/1000V		±(0.5%+10)
DC Current(A)	2mA/200mA/20A	±(0.8%+1)	±(0.5%+5)
AC Current(A)	2mA/200mA/20A	±(1%+3)	
	20mA/200mA/20A		±(0.8%+10)
Resistance(Ω)	200Ω/2kΩ/200kΩ/2MΩ/20MΩ	±(0.8%+1)	
	200Ω/2kΩ/20kΩ/2MΩ/200MΩ		±(0.3%+1)
Capacitance (F)	20nF/200nF/2μF/100μF	±(2.5%+5)	
	2nF/20nF/2μF/20μF		±(3%+40)
Inductance (H)	2mH/20mH/200mH/20H	±(2%+10)	
Frequency (Hz)	20kHz		±(1.5%+5)
Temperature (°C)	-40 °C~1000 °C		±(1%+30)
Features			
Display Count		2000	20000
Manual Range		✓	✓
Diode		✓	✓
Transistor		✓	✓
Auto Power Off		✓	✓
Continuity Buzzer		✓	✓
Data Hold		✓	✓
Low Battery Indication		✓	✓
Full Icon Display		✓	✓
Input Impedance for DCV	Around 10MΩ	✓	✓
Test Lead Connection Indications		✓	✓

GENERAL CHARACTERISTICS

Power	9V Battery(6F22)
LCD Size	60mm × 54mm
Product Color	Red and Grey
Product Net Weight	350 g (Including holster)
Product Size	179mm×88mm×39mm
Standard Accessories	UT58D-Battery, Test Lead,Holster,Muli-Purpose Socket
	UT58E-Battery, Test Lead,Holster,Muli-Purpose Socket,Point Contact Temperature Probe
Standard Individual Packing	Gift Box, English Manual
Standard Quantity Per Carton	44 PCs
Standard Carton Measurement	705mm × 450mm × 340mm (0.11 CBM Per Standard Carton)
Standard Carton Gross Weight	27.6 Kg



UL61010-1
EN61010-1
EN61010-2-030
EN61326-1



■ UT33A

SPECIFICATIONS



Specifications	Range	Best Accuracy
Model		UT33A
DC Voltage(V)	400mV/4V/40V/250V	±(0.8%+1)
AC Voltage(V)	4V/40V/250V	±(1.2%+3)
DC Current(A)	400µA/4000µA/40mA/400mA/4A/10A	±(1%+2)
AC Current(A)	400µA/4000µA/40mA/400mA/4A/10A	±(1.5%+5)
Resistance(Ω)	400Ω/4kΩ/40kΩ/400kΩ/4MΩ/40MΩ	±(1%+2)
Features		
Display Count		4000
Auto Range		✓
Diode		✓
Display Backlight		✓
Continuity Buzzer		✓
Low Battery Indication		✓
Input Impedance for DCV	Around 10MΩ	✓

GENERAL CHARACTERISTICS

Power	1.5V Batteries (R03) × 2
LCD Size	48mm × 16mm
Product Color	Red and Grey
Product Net Weight	179 g (Including Holster)
Product Size	130mm × 73.5mm × 35mm
Standard Accessories	Batteries, Test Lead, Holster
Standard Individual Packing	Gift Box, English Manual
Standard Quantity Per Carton	66 PCs
Standard Carton Measurement	595mm × 310mm × 350mm (0.065 CBM Per Standard Carton)
Standard Carton Gross Weight	19 Kg




UT33 SERIES

Palm Size Digital Multimeters

UT33B / UT33C / UT33D



UL61010-1
EN61010-1
EN61010-2-030
EN61326-1



■ UT33B



■ UT33C



■ UT33D

SPECIFICATIONS

Specifications	Range	Best Accuracy		
Model		UT33B	UT33C	UT33D
DC Voltage(V)	200mV/2000mV/20V/200V/250V	±(0.5%+2)	±(0.5%+2)	±(0.5%+2)
AC Voltage(V)	200V/250V	±(1.2%+10)	±(1.2%+10)	±(1.2%+10)
DC Current(A)	200µA/200mA/10A 2000µA/20mA/200mA/10A	±(1%+2)	±(1%+2)	±(1%+2)
Resistance(Ω)	200Ω/2000Ω/20kΩ/200kΩ/20MΩ 200Ω/2000Ω/20kΩ/200kΩ/ 20MΩ/200MΩ	±(0.8%+2)	±(0.8%+2)	±(0.8%+2)
Temperature (°C)	-40°C~1000°C		±(1%+3)	
Temperature (°C)	-40°F~1832°F		±(1%+4)	

Features

	UT33B	UT33C	UT33D
Display Count	2000	2000	2000
Manual Range	√	√	√
Battery Test	1.5V/9V/12V	±(2.5%+2)	
Square Wave Output	√		√
Diode	√	√	√
Continuity Buzzer		√	√
Low Battery Indication	√	√	√
Data Hold	√	√	√
LCD Backlight	√	√	√
Input Impedance for DCV	Around 10MΩ	√	√

GENERAL CHARACTERISTICS

Power	9V Battery(6F22)
LCD Size	48mm × 16mm
Product Color	Red and Grey
Product Net Weight	179 g(Including Holster)
Product Size	130mm × 73.5mm × 35mm
Standard Accessories	UT33B/UT33D-Battery, Test Lead,Holster UT33C-Battery, Test Lead,Holster,Point Contact Temperature Probe
Standard Individual Packing	Blister, English Manual
Standard Quantity Per Carton	66 PCs
Standard Carton Measurement	595mm × 310mm × 350mm (0.065 CBM Per Standard Carton)
Standard Carton Gross Weight	UT33B/UT33D-20 Kg UT33C-20.8 Kg



UT210 SERIES Mini Clamp Meters

UT210A / UT210B / UT210C (new)



UL61010-1
EN61010-1
EN61010-2-032
EN61010-2-033
EN61326-1



■ UT210A



■ UT210B



■ UT210C

SPECIFICATIONS



Specifications	Range	Best Accuracy		
Model		UT210A	UT210B	UT210C
AC Current (A)	2A/20A/200A	±(1.0%+9)	±(1.0%+9)	
	20A/200A			±(1.8%+9)
AC Voltage(V)	2V/20V200V/600V			±(1.0%+3)
DC Voltage(V)	200mV/2V/20V200V/600V			±(0.7%+3)
Resistance(Ω)	200Ω/2kΩ/20kΩ/200kΩ/2MΩ/20MΩ			±(1.0%+2)
Capacitance (F)	20nF/200nF/2μF/20μF/200μF/2mF/20mF			±(4%+5)
Temperature(°C)	-40~1000°C			±(1%+3)
Temperature(°F)	-40~1832°F			±(1.5%+5)
Features				
Display Count		2000	2000	2000
Auto Range				✓
Jaw Capacity		17mm	17mm	17mm
True RMS			✓	✓
Diode	Around 3.0V			✓
NCV			✓	✓
Data Hold		✓	✓	✓
MAX/MIN			✓	✓
Relative Mode			✓	
LCD Backlight		✓	✓	✓
Auto Power Off	Around 15 Minutes	✓	✓	✓
Continuity Buzzer				✓
Low Battery Indication	≤2.5V	✓	✓	✓
Input Protection		✓	✓	✓
Input Impedance for DCV	≥10MΩ			✓

GENERAL CHARACTERISTICS

Power	AAA 1.5V x 2
LCD Size	39.3mm x 26.5 mm
Product Color	Red and Grey
Product Net Weight	UT210A/B - 160g UT210C - 170g
Product Size	UT210A/B - 155mm x 60mm x 33.5mm UT210C - 175mm x 60mm x 33.5mm
Standard Accessories	UT210A/B - Batteries UT210C - Batteries, Test Lead, Point Contact Temperature Probe
Standard Individual Packing	UT210A/B - Gift Box, English Manual UT210C - Gift Box, Carrying bag, English Manual
Standard Quantity Per Carton	40PCs
Standard Carton Measurement	UT210A/B - 345X245X300mm (0.025 CBM Per Standard Carton) UT210C - 385X345X305mm (0.041 CBM Per Standard Carton)
Standard Carton Gross Weight	UT210A/B - 9.5kg UT210C - 11kg



UT210 SERIES

Mini Clamp Meters

UT210D (new) / UT210E



UL61010-1
EN61010-1
EN61010-2-032
EN61010-2-033
EN61326-1



■ UT210D



■ UT210E

SPECIFICATIONS



Specifications	Range	Best Accuracy	
Model		UT210D	UT210E
AC Current (A)	20A/200A 2A/20A/100A	±(2.5%+8)	±(2.5%+5)
DC Current (A)	20A/200A 2A/20A/100A	±(2%+3)	±(2%+3)
AC Voltage(V)	2V/20V200V/600V	±(1%+3)	±(1%+3)
DC Voltage(V)	200mV/2V/20V200V/600V	±(0.7%+3)	±(0.7%+3)
Resistance(Ω)	10Hz/100Hz/1kHz/10kHz/60kHz	±(1%+2)	±(1%+2)
Frequency (Hz)	200Ω/2kΩ/20kΩ/200kΩ/2MΩ/20MΩ	±(0.1%+4)	
Capacitance (F)	2nF/20nF/200nF/2μF/20μF/200μF/2mF/20mF	±(4%+5)	±(4%+5)
Temperature(°C)	-40~1000°C	±(1%+3)	
Temperature(°F)	-40~1832°F	±(1.5%+5)	
Features			
Display Count		2000	2000
Auto Range		✓	✓
Jaw Capacity		17mm	17mm
True RMS		✓	✓
Diode	Around 3.0V	✓	✓
NCV		✓	✓
Data Hold		✓	✓
MAX/MIN		✓	✓
Zero		✓	✓
LCD Backlight		✓	✓
Auto Power Off	Around 15 Minutes	✓	✓
Continuity Buzzer		✓	✓
Low Battery Indication	≤2.5V	✓	✓
Input Protection		✓	✓
Input Impedance for DCV	≥10MΩ	✓	✓

GENERAL CHARACTERISTICS

Power	AAA 1.5V x 2
LCD Size	39.3mm x 26.5 mm
Product Color	Red and Grey
Product Net Weight	170g
Product Size	175mm x 60mm x 33.5mm
Standard Accessories	UT210D -Batteries, Test Lead, Point Contact Temperature Probe UT210E -Batteries, Test Lead
Standard Individual Packing	Gift Box, Carrying bag, English Manual
Standard Quantity Per Carton	40PCs
Standard Carton Measurement	385X345X305mm (0.041 CBM Per Standard Carton)
Standard Carton Gross Weight	11kg



UT211 SERIES

60A Mini Clamp Meters

UT211A / UT211B



UL61010-1
EN61010-1
EN61010-2-032
EN61010-2-033
EN61326-1



■ UT211A



■ UT211B

SPECIFICATIONS



Specifications	Range	Best Accuracy	
Model		UT211A	UT211B
AC Current(A)	600mA/6000mA/60A	±(1.5%+10)	±(1.5%+10)
DC Current(A)	6000mA/60A		±(2%+3)
AC Voltage(V)	6V/60V/600V	±(0.8%+3)	±(0.8%+3)
DC Voltage(V)	600mV/6V/60V/600V	±(0.7%+3)	±(0.7%+3)
Resistance(Ω)	600Ω/6kΩ/60kΩ/600kΩ/6MΩ/60MΩ	±(0.8%+2)	±(0.8%+2)
Capacitance (F)	6.2nF~62mF	±(4%+5)	±(4%+5)
Features			
Display Count		6000	6000
Auto Range		✓	✓
True RMS		✓	✓
Diode	Around 3.0V	✓	✓
V.F.C.		✓	✓
NCV		✓	✓
Data Hold		✓	✓
Zero Mode			✓
Relative Mode		✓	
LCD Backlight		✓	✓
Auto Power Off	Around 15 Minutes	✓	✓
Continuity Buzzer		✓	✓
Low Battery Indication	≤2.5V	✓	✓
Input Protection		✓	✓
Input Impedance for DCV	≥10MΩ	✓	✓

GENERAL CHARACTERISTICS

Power	AAA 1.5V × 2
LCD Size	39.3mm × 26.5 mm
Product Color	Red and Grey
Product Net Weight	170 g
Product Size	175mm × 60mm × 33.5mm
Standard Accessories	Batteries, Test Lead
Standard Individual Packing	Gift Box, Carrying Bag, English Manual
Standard Quantity Per Carton	40 PCs
Standard Carton Measurement	385mm × 345mm × 305mm (0.041 CBM Per Standard Carton)
Standard Carton Gross Weight	11 Kg



UT213 SERIES 400A Digital Clamp Meters

UT213A / UT213B / UT213C

NEW



UL61010-1
EN61010-1
EN61010-2-032
EN61010-2-033
EN61326-1



UT213A



UT213B



UT213C

SPECIFICATIONS

Specifications	Range	Best Accuracy		
		UT213A	UT213B	UT213C
Model		UT213A	UT213B	UT213C
AC Current (A)	4A/40A/400A 40A/400A	±(1.8%+9)	±(1.8%+9)	±(2.5%+5)
DC Current (A)	40A/400A			±(2.0%+3)
AC Voltage (V)	4V/40V/400V/600V	±(1.2%+5)	±(1.2%+5)	±(1.2%+5)
DC Voltage (V)	400mV/4V/40V/400V/600V	±(0.8%+1)	±(0.8%+1)	±(0.8%+1)
Resistance (Ω)	400Ω/4kΩ/40kΩ/400kΩ/ 4MΩ/40MΩ	±(1.0%+2)	±(1.0%+2)	±(1.0%+2)
Capacitance (F)	50nF/500nF/5μF/50μF/100μF 40nF/400nF/4μF/40μF/400μF /4mF/40mF	±(4.0%+5)		±(4.0%+5)
Frequency (Hz)	10Hz-1MHz	±(0.1%+4)	±(0.1%+4)	±(0.1%+4)
Temperature (°C)	-40 °C ~1000°C		±(1.0%+3)	±(1.0%+3)
Temperature (°F)	-40°F~1832°F		±(1.0%+6)	±(1.0%+6)
Display Count		4000	4000	4000
Auto Range		√	√	√
Jaw Capacity		30mm	30mm	30mm
True RMS			√	√
Diode		√ Around 1.5V	√ Around 3.0V	√ Around 3.0V
NCV		√	√	√
Data Hold		√	√	√
Relative Mode		√	√	√
MAX/MIN			√	√
LCD Backlight		√	√	√
Flashlight		√	√	√
Auto Power Off		√	√	√
Continuity Buzzer		√	√	√
Low Battery Indication	≤3.6V	√	√	√
Input Protection		√	√	√
Input Impedance for DCV	≥10MΩ	√	√	√

GENERAL CHARACTERISTICS

Power	AAA 1.5V x 3
LCD Size	38mm x 24 mm
Product Color	Red and Grey
Product Net Weight	UT213A/B - 280g UT213C - 231.7g
Product Size	220mm x 75mm x 40mm
Standard Accessories	UT213A -Batteries, Test Lead UT213B/C -Batteries, Test Lead, Point Contact Temperature Probe
Standard Individual Packing	Gift Box, Carrying Bag, English Manual
Standard Quantity Per Carton	40 PCs
Standard Carton Measurement	485mm x 320mm x 385mm (0.060 CBM Per Standard Carton)
Standard Carton Gross Weight	UT213A/B - 23Kg UT213C - 20Kg



UT216 SERIES

600A True RMS Digital Clamp Meters

UT216A / UT216B



UL61010-1
EN61010-1
EN61010-2-032
EN61010-2-033
EN61326-1



UT216A



UT216B

SPECIFICATIONS



Specifications	Range	Best Accuracy	
Model		UT216A	UT216B
AC Current(A)	6A/60A/600A 60A/600A	±(2.5%+5)	±(2.5%+5)
AC Voltage(V)	6V/60V/600V/750V	±(1.2%+5)	±(1.2%+5)
DC Voltage(V)	600mV/6V/60V/600V/1000V	±(0.8%+1)	±(0.8%+1)
Resistance(Ω)	600Ω/6kΩ/60kΩ/600kΩ/6MΩ/60MΩ	±(1%+2)	±(1%+2)
Capacitance (F)	99.99nF/999.9nF/9.999μF/99.99μF/ 999.9μF/9.999mF/59.99mF	±(4.0%+5)	±(4.0%+5)
Frequency (Hz)	10Hz-1MHz		±(0.1%+4)
Features			
Display Count		6000	6000
Auto Range		✓	✓
Jaw Capacity		30mm	30mm
True RMS		✓	✓
Diode	Around 3.0V	✓	✓
V.F.C.			✓
NCV		✓	✓
Data Hold		✓	✓
Relative Mode		✓	✓
MAX/MIN		✓	✓
LCD Backlight		✓	✓
Flashlight		✓	✓
Auto Power Off	Around 15 Minutes	✓	✓
Continuity Buzzer		✓	✓
Low Battery Indication	≤3.6V	✓	✓
Input Protection		✓	✓
Input Impedance for DCV	≥10MΩ	✓	✓

GENERAL CHARACTERISTICS

Power	AAA 1.5V × 3
LCD Size	38mm × 24 mm
Product Color	Red and Grey
Product Net Weight	UT216A - 280g UT216B - 231.7g
Product Size	220mm × 75mm × 40mm
Standard Accessories	Batteries, Test Lead
Standard Individual Packing	Gift Box, Carrying Bag, English Manual
Standard Quantity Per Carton	40 PCs
Standard Carton Measurement	485mm × 320mm × 385mm (0.065 CBM Per Standard Carton)
Standard Carton Gross Weight	UT216A - 19.8Kg UT216B - 18Kg



UT216 SERIES

600A True RMS Digital Clamp Meters

UT216C / UT216D



UL61010-1
EN61010-1
EN61010-2-032
EN61010-2-033
EN61326-1



■ UT216C



■ UT216D

SPECIFICATIONS



Specifications	Range	Best Accuracy	
Model		UT216C	UT216D
AC Current(A)	60A/600A	±(2.5%+5)	±(2.5%+5)
DC Current(A)	60A/600A	±(2.5%+5)	±(2.5%+5)
AC Voltage(V)	6V/60V/600V/750V	±(1.2%+5)	±(1.2%+3)
DC Voltage(V)	600mV/6V/60V/600V/1000V	±(0.8%+1)	±(0.8%+3)
Resistance(Ω)	600Ω/6kΩ/60kΩ/600kΩ/6MΩ/60MΩ	±(1%+2)	±(1%+2)
Capacitance (F)	60nF/600nF/6μF/60μF/600μF/6mF/60mF	±(4.0%+5)	±(4.0%+20)
Frequency (Hz)	10Hz-1MHz	±(0.1%+4)	±(0.1%+4)
Temperature (°C)	-40 °C~1000°C	±(2.0%+5)	±(2.5%+3)
Temperature (°F)	-40 °F~1832°F	±(2.0%+10)	±(2.5%+11)

Features

Features		UT216C	UT216D
Display Count		6000	6000
Auto Range		√	√
Jaw Capacity		30mm	30mm
True RMS		√	√
Diode	Around 3.0V	√	√
V.F.C.		√	√
NCV		√	√
Data Hold		√	√
Zero Mode		√	√
Relative Mode		√	√
MAX/MIN		√	√
Inrush Current		√	√
LCD Backlight		√	
OLED Display			√
Analogue Bar Graph		61	21
Flashlight		√	√
Auto Power Off	Around 15 Minutes	√	√
Continuity Buzzer		√	√
Low Battery Indication	≤3.6V	√	√
Input Protection		√	√
Input Impedance for DCV	≥10MΩ	√	√

GENERAL CHARACTERISTICS

Power	AAA 1.5V × 3
LCD Size	38mm × 24 mm
Product Color	Red and Grey
Product Net Weight	231.7 g
Product Size	220mm × 75mm × 40mm
Standard Accessories	Batteries, Test Lead, Point Contact Temperature Probe
Standard Individual Packing	Gift Box, Carrying Bag, English Manual
Standard Quantity Per Carton	40 PCs
Standard Carton Measurement	485mm × 385mm × 385mm (0.065 CBM Per Standard Carton)
Standard Carton Gross Weight	20 Kg



UT200 SERIES

400 - 600A Digital Clamp Meters

UT201 / UT202 / UT202A



UL61010-1
EN61010-1
EN61010-2-032
EN61010-2-033
EN61326-1



■ UT201



■ UT202



■ UT202A

SPECIFICATIONS

Specifications	Range	Best Accuracy		
		UT201	UT202	UT202A
Model				
AC Current(A)	2A/20A/200A/400A 20A/200A/600A	±(1%+9)	±(1%+9)	±(1.5%+5)
AC Voltage(V)	2V/20V/200V/600V	±(1.2%+5)	±(1.2%+5)	±(1.2%+5)
DC Voltage(V)	200mV/2V/20V/200V/600V	±(0.8%+1)	±(0.8%+1)	±(0.8%+1)
Resistance(Ω)	200Ω/2kΩ/20kΩ/200kΩ/ 2MΩ/20MΩ	±(1%+2)	±(1%+2)	±(1%+2)
Temperature (°C)	-40°C~1000°C		±(1%+7)	
Temperature (°F)	-40°F~1832°F		±(1%+8)	
Features				
Display Count		2000	2000	2000
Auto Range		√	√	
Manual Range				√
Jaw Capacity		28mm	28mm	28mm
Diode		√	√	√
Auto Power Off		√	√	
Continuity Buzzer		√	√	√
Low Battery Indication		√	√	√
Data Hold		√	√	√
MAX Mode		√	√	√
MIN Mode				√
Full Icon Display		√	√	
Input Impedance for DCV	Around 10MΩ	√	√	√

GENERAL CHARACTERISTICS

Power	UT201/UT202-1.5V Batteries(R03) × 2, UT202A-9V Battery(6F22)
LCD Size	35.6mm × 18mm
Product Color	Red and Grey
Product Net Weight	220 g
Product Size	210mm × 75.6mm × 30mm
Standard Accessories	UT201/UT202A-Batteries, Test Lead UT202-Battery, Test Lead, Point Contact Temperature Probe
Standard Individual Packing	Gift Box, Carrying Bag, English Manual
Standard Quantity Per Carton	48 PCs
Standard Carton Measurement	503mm × 485mm × 295mm (0.072 CBM Per Standard Carton)
Standard Carton Gross Weight	24.8 Kg



UT200 SERIES 400 - 600A Digital Clamp Meters

UT203 / UT204 / UT204A



Intertek
UT203
UT204

UL61010-1
EN61010-1
EN61010-2-032
EN61010-2-033
EN61326-1



■ UT203



■ UT204



■ UT204A

SPECIFICATIONS

AUTO RANGE TRUE RMS DUTY CYCLE REL DATA HOLD

Specifications	Range	Best Accuracy		
Model		UT203	UT204	UT204A
AC Current(A)	40A/400A	±(2.5%+5)	±(2.5%+5)	
	40A/600A			±(2.5%+5)
DC Current(A)	40A/400A	±(2%+3)	±(2%+3)	
	40A/600A			±(2%+5)
AC Voltage(V)	4V/40V/400V/600V	±(1%+5)	±(1%+5)	±(1%+5)
DC Voltage(V)	400mV/4V/40V/400V/600V	±(0.8%+1)	±(0.8%+1)	±(0.8%+1)
Resistance(Ω)	400Ω/4kΩ/40kΩ/400kΩ/4MΩ/40MΩ	±(1%+2)	±(1%+2)	±(1%+2)
Capacitance (F)	4nF/40nF/400nF/4μF/40μF/100μF			±(4%+3)
Frequency (Hz)	10Hz~10MHz	±(0.1%+3)	±(0.1%+3)	±(0.5%+3)
Temperature (°C)	-40 °C~1000°C			±(2.5%+3)
Features				
Display Count		4000	4000	4000
Auto Range		√	√	√
Jaw Capacity		28mm	28mm	28mm
True RMS			√	
Duty Cycle	0.1%~99.9%	√	√	
Diode		√	√	√
Auto Power Off		√	√	√
Continuity Buzzer		√	√	√
Low Battery Indication		√		√
Data Hold		√	√	√
Relative Mode		√	√	
Setup		√	√	√
Input Impedance for DCV	Around 10MΩ	√	√	√

GENERAL CHARACTERISTICS

Power	9V Battery(6F22)
LCD Size	35.6mm × 18mm
Product Color	Red and Grey
Product Net Weight	260 g
Product Size	208mm × 76mm × 30 mm
Standard Accessories	UT203/UT204-Battery, Test Lead
	UT204A-Battery, Test Lead, Point Contact Temperature Probe
Standard Individual Packing	Gift Box, English Manual
Standard Quantity Per Carton	48 PCs
Standard Carton Measurement	503mm × 485mm × 295mm(0.072 CBM Per Standard Carton)
Standard Carton Gross Weight	58 Kg



UL61010-1
EN61010-1
EN61010-2-032
EN61010-2-033
EN61326-1



■ UT205A



■ UT206A

SPECIFICATIONS

AUTO RANGE DUTY CYCLE \rightarrow \rightarrow \rightarrow DATA HOLD REL

Specifications	Range	Best Accuracy	
Model		UT205A	UT206A
AC Current(A)	400A/1000A	$\pm(1.5\%+5)$	$\pm(1.5\%+5)$
AC Voltage(V)	4V/40V/400V/600V	$\pm(1.2\%+5)$	$\pm(1.2\%+5)$
DC Voltage(V)	400mV/4V/40V/400V/600V	$\pm(0.8\%+1)$	$\pm(0.8\%+1)$
Resistance(Ω)	400 Ω /4k Ω /40k Ω /400k Ω /4M Ω /40M Ω	$\pm(1\%+2)$	$\pm(1\%+2)$
Frequency (Hz)	10Hz~10MHz	$\pm(0.1\%+3)$	$\pm(0.1\%+3)$
Temperature ($^{\circ}$ C)	-40 $^{\circ}$ C~1000 $^{\circ}$ C		$\pm(2\%+8)$
Features			
Display Count		4000	4000
Auto Range		✓	✓
Jaw Capacity		40mm	40mm
Duty Cycle	0.1%~99.9%	✓	
Diode		✓	✓
Auto Power Off		✓	✓
Continuity Buzzer		✓	✓
Low Battery Indication		✓	✓
Data Hold		✓	✓
Relative Mode			✓
LCD Backlight		✓	✓
Full Icon Display		✓	✓
Input Impedance for DCV	Around 10M Ω	✓	✓

GENERAL CHARACTERISTICS

Power	9V Battery(6F22)
LCD Size	37mm × 18mm
Product Color	Red and Grey
Product Net Weight	350 g
Product Size	236mm × 97mm × 40 mm
Standard Accessories	UT205A -Battery, Test Lead, Carrying Bag UT206A -Battery, Test Lead, Carrying Bag, Point Contact Temperature Probe
Standard Individual Packing	Gift Box, English Manual
Standard Quantity Per Carton	20 PCs
Standard Carton Measurement	525mm × 355mm × 380mm (0.071 CBM Per Standard Carton)
Standard Carton Gross Weight	15.7 Kg



UT200 SERIES 1000A Digital Clamp Meters

UT207 / UT208 / UT209



EN 61010-1
EN 61326-1
EN 61010-2-032



■ UT207



■ UT208



■ UT209

SPECIFICATIONS

Specifications	Range	Best Accuracy		
		UT207	UT208	UT209
Model		UT207	UT208	UT209
AC Current(A)	66A/1000A 40A/1000A	±(2%+8)	±(2%+8)	±(2%+8)
DC Current(A)	66A/1000A 40A/1000A	±(1.5%+8)	±(1.5%+8)	±(1.5%+8)
AC Voltage(V)	6.6V/66V/600V 400mV/4V/40V/400V/600V	±(1.2%+5)	±(1.2%+5)	±(1.2%+5)
DC Voltage(V)	6.6V/66V/600V 400mV/4V/40V/400V/600V	±(0.8%+1)	±(0.8%+1)	±(0.8%+1)
Resistance(Ω)	600Ω/6.6kΩ/66kΩ/660kΩ/6.6MΩ/66MΩ 400Ω/4kΩ/40kΩ/400kΩ/4MΩ/40MΩ	±(1%+2)	±(1%+2)	±(1%+2)
Frequency (Hz)	660Hz/6.6kHz/66kHz/660kHz /6.6MHz/66MHz 4kHz/40kHz/400kHz/4MHz/40MHz	±(0.1%+3)	±(0.1%+3)	±(0.1%+3)
Temperature (°C)	-40 °C~1000°C		±(1%+3)	
Temperature (°F)	-40 °F~1832°F		±(1%+6)	

Features

Features	UT207	UT208	UT209
Display Count	6600	6600	4000
Auto Range	✓	✓	✓
Jaw Capacity	55mm	55mm	55mm
True RMS	AC Voltage	✓	✓
Duty Cycle	0.1%~99.9%	✓	✓
Diode	✓	✓	✓
Auto Power Off	✓	✓	✓
Continuity Buzzer	✓	✓	✓
Low Battery Indication	✓	✓	✓
Data Hold	✓	✓	✓
MAX/MIN	✓	✓	
Peak Max/Peak Min Mode			✓
LCD Backlight	✓	✓	✓
Analogue Bar Graph			41
Full Icon Display	✓	✓	✓
Inrush Current	AC Current	✓	✓
Input Impedance for DCV	Around 10MΩ	✓	✓

GENERAL CHARACTERISTICS

Power	9V Alkaline Battery(6LF22)
LCD Size	47mm × 30 mm
Product Color	Red and Grey
Product Net Weight	533 g
Product Size	286mm × 105mm × 45mm
Standard Accessories	UT207/UT209-Alkaline Battery, Test Lead UT208-Alkaline Battery, Test Lead, Point Contact Temperature Probe
Standard Individual Packing	Gift Box, Tool Box, English Manual
Standard Quantity Per Carton	5 PCs
Standard Carton Measurement	480mm × 372mm × 315mm (0.056 CBM Per Standard Carton)
Standard Carton Gross Weight	11 Kg



UT200 SERIES 1000A Digital Clamp Meters

UT207A / UT208A / UT209A



UL61010-1
EN61010-1
EN61010-2-032
EN61010-2-033
EN61326-1



■ UT207A



■ UT208A



■ UT209A

SPECIFICATIONS



Specifications	Range	Best Accuracy		
Model		UT207A	UT208A	UT209A
AC Current(A)	40A/400A/1000A	±(2%+2)	±(2%+2)	±(2%+2)
DC Current(A)	40A/400A/1000A	±(1.5%+5)	±(1.5%+5)	±(1.5%+5)
AC Voltage(V)	400mV/4V/40V/400V/750V	±(1.2%+3)	±(1.2%+3)	±(1.2%+2)
DC Voltage(V)	400mV/4V/40V/400V/1000V	±(0.8%+1)	±(0.8%+1)	±(0.8%+1)
Resistance(Ω)	400Ω/4kΩ/40kΩ/400kΩ/4MΩ/40MΩ	±(1%+2)	±(1%+2)	±(1%+2)
Capacitance (F)	4nF/40nF/400nF/4μF/40μF/100μF		±(4%+3)	
Frequency (Hz)	10Hz/100Hz/1kHz/10kHz/1MHz/10MHz	±(0.1%+3)	±(0.1%+3)	±(0.1%+3)
Temperature (°C)	-40°C~1000°C		±(2.5%+3)	
Features				
Display Count		4000	4000	4000
Auto Range		✓	✓	✓
Jaw Capacity		55mm	55mm	55mm
True RMS	AC Voltage/AC Current			✓
Duty Cycle	0.1%~99.9%	✓	✓	✓
Diode		✓	✓	✓
Auto Power Off		✓	✓	✓
Continuity Buzzer		✓	✓	✓
Low Battery Indication		✓	✓	✓
Data Hold		✓	✓	✓
LCD Backlight		✓	✓	✓
Input Impedance for DCV	Around 10MΩ	✓	✓	✓

GENERAL CHARACTERISTICS

Power	9V Alkaline Battery(6LF22)
LCD Size	47mm × 30 mm
Product Color	Red and Grey
Product Net Weight	533 g
Product Size	286mm × 105mm × 45mm
Standard Accessories	UT207A/UT209A-Battery, Test Lead UT208A-Battery, Test Lead, Point Contact Temperature Probe
Standard Individual Packing	Gift Box, Tool Box, English Manual
Standard Quantity Per Carton	20 PCs
Standard Carton Measurement	600mm × 370mm × 474mm (0.11 CBM Per Standard Carton)
Standard Carton Gross Weight	28.3 Kg



UT220 SERIES

2000A Digital Clamp Meters

UT220 / UT221 / UT222



UL61010-1
EN61010-1
EN61010-2-032
EN61010-2-033
EN61326-1



■ UT220



■ UT221



■ UT222

SPECIFICATIONS



Specifications	Range	Best Accuracy		
		UT220	UT221	UT222
Model		±(2.5%+5)		
AC Current(A)	200A/2000A		±(2.5%+5)	
	660A/2000A			±(1.5%+5)
	600A/2500A			±(1.5%+5)
DC Current(A)	660A/2000A		±(2.5%+5)	
	600A/2500A			±(1.5%+5)
AC Voltage(V)	2V/20V/200V/1000V	±(1.2%+5)		
	6.6V/66V/660V/1000V		±(1.2%+5)	
	6V/60V/600V/1000V			±(1.0%+3)
DC Voltage(V)	2V/20V/200V/750V	±(0.8%+1)		
	6.6V/66V/660V/750V		±(0.8%+1)	
	6V/60V/600V/1000V			±(0.5%+2)
Resistance(Ω)	200Ω/2kΩ/20kΩ/200kΩ/2MΩ/20MΩ	±(1%+2)		
	660Ω/6.6kΩ/66kΩ/660kΩ/6.6MΩ/66MΩ		±(1%+2)	
Capacitance (F)	600Ω/6kΩ/60kΩ/600kΩ/6MΩ/60MΩ			±(1%+2)
	60nF/600nF/6μF/60μF/600μF/60mF			±(3%+5)
Frequency (Hz)	66Hz/660Hz/6.6kHz/66kHz/660kHz/6.6MHz/20MHz		±(0.1%+3)	
	60Hz/600Hz/6kHz/60kHz/600kHz/6MHz/60MHz			±(0.1%+3)
Temperature (°C)	-40°C~1000°C			±(1.0%+10)
Temperature (°F)	-40°F~1832°F			±(1.0%+18)

Features

		2000	6600	6000
Display Count		2000	6600	6000
Auto Range		✓	✓	✓
Jaw Opening		63mm	63mm	63mm
True RMS	AC Voltage/AC Current		✓	✓
Duty Cycle	10%~90%		✓	✓
Diode		✓	✓	✓
Continuity Buzzer		✓	✓	✓
AC+DC			✓	✓
Low-Pass Filtering			✓	✓
Inrush Current	AC Current		✓	✓
Relative Function			✓	✓
Data Hold		✓	✓	✓
MAX		✓		
MAX/MIN			✓	✓
Data Storage				1000
LCD Backlight		✓	✓	✓
Analogue Bar Graphic			66	61
Full Icon Display		✓	✓	✓
Auto Power Off		✓	✓	✓
Low Battery Indication		✓	✓	✓
Input Impedance	≥10MΩ	✓	✓	✓
I-OUT Function			✓	✓

GENERAL CHARACTERISTICS

Power	9V Alkaline Battery(6LF22)
LCD Size	43mm × 30 mm
Product Color	Red and Grey
Product Net Weight	UT220-390g, UT221/UT222-725g
Product Size	298mm × 100mm × 48mm
Standard Accessories	UT220- Test Leads UT221/222- Test Leads, Output Cable, Thermocouple(UT222)
Standard Individual Packing	UT220-Gift Box, Carrying Bag, English Manual UT221/UT222-Gift box, English Manual, Tool Box
Standard Quantity Per Carton	UT220-40PCs, UT221/UT222-5PCs
Standard Carton Measurement	UT220-645mm × 600mm × 330mm (0.128 CBM Per Standard Carton) UT221/UT222-510mm × 375mm × 320mm (0.061 CBM Per Standard Carton)
Standard Carton Gross Weight	UT220-30.2Kg, UT221/UT222-12Kg



UT220 SERIES Large Diameter Clamp Ammeters UT223A



EN61010-1
EN61010-2-032
EN61326-1



■ UT223A

SPECIFICATIONS



Specifications	Range	Best Accuracy
Model		UT223A
Current (A)	Range	0.0A~499A
		500A~999A
		1000A~2999A
		3000A~4000A
	Resolution	0.1A
Features		
Display Mode	Four Digits LCD Display	✓
Clamp Size	108mm×148mm (can clamp electric cable of 108mm diameter, or 160mm×4mm flat cable and steel earth wires)	✓
Auto Range		✓
RS-232		✓
Data Storage		99
LCD Backlight		✓
Date Hold		✓
Overload Protection	OL	✓
Auto Power Off	5Minutes	✓
Low Battery Indication	≤5.2V	✓
Test Model	Clamp CT, integral mode	✓

GENERAL CHARACTERISTICS

Power Supply	6V DC(LR6×4 Alkaline Batteries)
LCD Size	47mm×28.5mm
Product Color	Red + Grey
Product Weight	1.5Kg(Included Batteries)
Product Size	350mm×180mm×55mm
Standard Accessories	Batteries, RS232 Interface Cable, Software CD, Toolbox
Standard Individual Packing	Gif Box, English Manual
Standard Quantity Per Carton	4PCs
Standard Carton Measurement	564mm×428mm×270mm (0.068 CBM Per Standard Carton)
Standard Carton Gross Weight	15.5Kg



UT230 SERIES

Digital Power Clamp Meters

UT231 / UT232 / UT233



EN61010-1
EN61010-2-032
EN61326-1



■ UT231



■ UT232



■ UT233

SPECIFICATIONS

Specifications	Range	Best Accuracy		
		UT231	UT232	UT233
Model		UT231	UT232	UT233
AC Current(A)	40A/100A/400A/1000A	±(2%+5)	±(2%+5)	±(2%+5)
AC Voltage(V)	15V/100V/300V/600V	±(1.2%+5)	±(1.2%+5)	±(1.2%+5)
Frequency (Hz)	20Hz~500Hz			±(0.5%+5)
Temperature (°C)	-50°C~1000°C	±(1%+5)		
Temperature (°F)	-58°F~1832°F	±(1%+11)		
Active Power (W)	0.01kW-600kW	±(3%+5)	±(3%+5)	±(3%+5)
Apparent Power (VA)	0.01kVA~600kVA	±(3%+5)	±(3%+5)	±(3%+5)
Reactive Power (VAR)	0.01kVAR~600kVAR	±(4%+5)	±(4%+5)	±(4%+5)
Power Factor	0.3~1	±0.022	±0.022	±0.022
Phase Angle (°)	0°~360°	±1°	±1°	±1°
Active Energy (Wh)	1~9999kWh	±(3%+5)	±(3%+2)	±(3%+2)
Features				
Display Count		10000	10000	10000
Auto Range		√	√	√
Jaw Capacity		50mm	50mm	50mm
True RMS	AC Voltage/AC Current	√	√	√
Auto Power Off		√	√	√
Low Battery Indication		√	√	√
Data Hold		√	√	√
MAX/MIN		√	√	√
Data Storage		99	99	99
USB Interface		√	√	√
LCD Backlight		√	√	√
Analogue Bar Graphic		51	51	
Full Icon Display		√	√	√
Single-Phase 2-Wires		√	√	√
3-Phase 3-Wires			√	√
3-Phase 4-Wires			√	√
Phase Sequence Test	Positive Phase,ReversePhase, Phase Deficiency			√
Auto Calibration		√	√	√
Input Impedance for DCV	Around 10MΩ	√	√	√

GENERAL CHARACTERISTICS

Power	1.5V Batteries(LR6) × 4
LCD Size	46mm × 42mm
Product Color	Red and Grey
Product Net Weight	601 g
Product Size	303mm × 112mm × 39mm
Standard Accessories	UT231 -Battery, Test Lead, Alligator Clip,USB Interface Cable,PC Software CD,Point Contact Temperature Probe UT232/UT233 -Battery, Test Lead, Alligator Clip,USB Interface Cable, PC Software CD
Standard Individual Packing	Gift Box, Tool Box, English Manual
Standard Quantity Per Carton	5 PCs
Standard Carton Measurement	510mm × 375mm × 320mm (0.061 CBM Per Standard Carton)
Standard Carton Gross Weight	12 Kg



UT240 SERIES

Power and Harmonics Clamp Meters

UT241 / UT242 / UT243



EN61010-1
EN61010-2-032
EN61326-1



■ UT241



■ UT242



■ UT243

SPECIFICATIONS

Specifications	Range	Best Accuracy		
		UT241	UT242	UT243
Model		UT241	UT242	UT243
AC Current(A)	50A/250A/1000A	±(2%+5)	±(2%+5)	±(2%+5)
AC Voltage(V)	150V/300V/600V	±(1.2%+5)	±(1.2%+5)	±(1.2%+5)
Frequency (Hz)	50Hz~60Hz	✓	✓	✓
Active Power (W)	0.01kW-600kW	±(3%+5)	±(3%+5)	±(3%+5)
Apparent Power (VA)	0.01kVA-600kVA	±(4%+5)	±(4%+5)	±(4%+5)
Reactive Power (VAr)	0.01kVA-600kVAr	±(3%+5)	±(3%+5)	±(3%+5)
Power Factor	0.3~1	±0.022	±0.022	±0.022
Phase Angle (°)	0°~360°	±2°	±2°	±2°
Active Energy (Wh)	1~9999kWh	±(3%+2)	±(3%+2)	±(3%+2)
Features				
Display Count		10000	10000	10000
Auto Range		✓	✓	✓
Jaw Capacity		50mm	50mm	50mm
True RMS		✓	✓	✓
Auto Power Off		✓	✓	✓
Low Battery Indication		✓	✓	✓
Data Hold		✓	✓	✓
MAX/MIN		✓	✓	✓
Data Storage		999	999	999
USB Interface			✓	✓
LCD Backlight		✓	✓	✓
Full Icon Display		✓	✓	✓
Single-Phrase 2-Wires		✓	✓	✓
3-Phrase 3-Wires		✓	✓	✓
3-Phrase 4-Wires		✓	✓	✓
Phase Sequence Test				✓
Harmonic Analysis		1~20	1~20	1~20
Setup		✓	✓	✓
Input Protection		✓	✓	✓
Input Impedance for DCV	Around 5MΩ	✓	✓	✓

GENERAL CHARACTERISTICS

Power	1.5V Batteries(LR6) × 4
LCD Size	46mm × 42mm
Product Color	Red and Grey
Product Net Weight	601 g
Product Size	303mm × 112mm × 39mm
Standard Accessories	UT241-Test Lead, Batteries, Alligator Clips, Tool Box UT242/UT243-Test Lead, Batteries, Alligator Clips, USB Interface Cable, Tool Box, PC Software CD
Standard Individual Packing	Gift Box, Tool Box, English Manual
Standard Quantity Per Carton	5 PCs
Standard Carton Measurement	510mm × 375mm × 320mm (0.061 CBM Per Standard Carton)
Standard Carton Gross Weight	12.3 Kg



UT251 SERIES

High Sensitivity Leakage Current Clamp Meters

UT251A / UT251B / UT251C



EN 61010-1
EN 61010-2-032
EN 61326-1



■ UT251A



■ UT251B



■ UT251C

SPECIFICATIONS



Specifications	Range	Best Accuracy			
Model		UT251A	UT251B	UT251C	
Leakage Current(A)	0.001mA~60.00A	±(1.5%+5)	±(1.5%+5)	±(1.5%+5)	
	60.00A~199.9A		±(2%+5)	±(2%+5)	
	200.0A~300.0A		±(4%+5)	±(3%+5)	
	300.0A~600.0A			±(4%+5)	
	Voltage(Freq.) 0V~600V(50Hz/60Hz)		√	√	√
	Resolution		1uA	10uA	1mA
Features					
Display Count		10000	10000	10000	
Auto Range		√	√	√	
Clamp Size		25mm×30mm	35mm×40mm	35mm×40mm	
RS-232		√	√	√	
Data Storage		99	99	99	
Peak Value		√	√	√	
Data Hold		√	√	√	
Auto Power Off	Around 5 Minutes	√	√	√	
Low Battery Indication	≤7.2V	√	√	√	
Over-Range Display	OL	√	√	√	
Test Mode	Clamp CT, Integral Approach	√	√	√	

GENERAL CHARACTERISTICS

Power	9V Battery(6F22)
LCD Size	32mm × 15mm
Product Color	Red and Grey
Product Net Weight	120 g
Product Size	175mm × 70mm × 38mm
Standard Accessories	Battery,RS-232 Interface Cable,PC Software CD
Standard Individual Packing	Gift Box, Tool Box, English Manual
Standard Quantity Per Carton	6 PCs
Standard Carton Measurement	375mm × 315mm × 220mm (0.026CBM Per Standard Carton)
Standard Carton Gross Weight	3.4 Kg



EN 61010-1
EN 61010-2-032
EN 61326-1



UT253A



UT253B

SPECIFICATIONS

AUTO RANGE RS 232 DATA HOLD

Specifications	Range	Best Accuracy		
Model		UT253A	UT253B	
Leakage Current(A)	0.00mA~300A	±(1.5%+3)	±(1.5%+3)	
	300A~1200A	±(2%+3)	±(2%+3)	
	1200A~2000A		±(3%+3)	
	Voltage(Freq.)	√	√	
AC Voltage (V)	Resolution	0.01mA	0.1mA	
	Range	0.00V~600V	±(1.5%+3)	±(1.5%+3)
	Frequency	50Hz/60Hz	√	√
	Resolution	0.01V	√	√
Features				
Display	LCD:128dots×64dots	√	√	
Clamp Size	80mm×80mm	√	√	
Auto Range		√	√	
RS-232		√	√	
Data Storage		200	200	
LCD		√	√	
Data Hold		√	√	
Over-Range Display	OL	√	√	
Auto Power Off	Around 15 Minutes	√	√	
Low Battery Indication	≤5.2V	√	√	
Test Mode	Clamp CT, Integral Approach	√	√	

GENERAL CHARACTERISTICS

Power	1.5V Batteries(LR6) × 4
LCD Size	43mm × 29mm
Product Color	Red and Grey
Product Net Weight	1000 g
Product Size	275mm × 145mm × 40mm
Standard Accessories	Batteries, Test Line: 4 pcs(3 red, 1 black), RS-232 Interface Cable, PC Software CD
Standard Individual Packing	Gift Box, English Manual, Tool Box
Standard Quantity Per Carton	6 PCs
Standard Carton Measurement	660mm × 375mm × 280mm (0.068CBM Per Standard Carton)
Standard Carton Gross Weight	15.6 Kg



UT255 SERIES

High Voltage Clamp Ammeters

UT255A / UT255B



EN 61010-1
EN 61010-2-032
EN 61326-1



■ UT255A

SPECIFICATIONS



Specifications	Range	Best Accuracy	
		UT255A	UT255B
Model		UT255A	UT255B
Leakage Current(A)	0.01mA~100.0A	±(1%+5)	±(1%+5)
	100.0A~600.0A	±(2%+5)	±(2%+5)
	Voltage(Freq.) 0V~69kV(50Hz/60Hz)	√	√
Display Mode	4 Digits Display LCD	√	√
Jaw Capacity		33mm	33mm
Auto Range		√	√
Wireless Transmission	≤30m		√
Data Storage		99	99
Data Recall		√	√
Peak Value		√	√
LCD Backlight		√	√
Data Hold		√	√
Auto Power Off	Around 15 Minutes	√	√
Low Battery Indication		√	√
Over-Range Display	OL	√	√
Test Mode	Clamp CT, Integral Approach	√	√
Sample Rate	About 2 times/second	√	√



■ UT255B

GENERAL CHARACTERISTICS

Power	1.5V Batteries(LR03) × 4
LCD Size	47mm × 28.5mm
Product Color	Red and Grey
Product Net Weight	335 g
Product Size	68mm × 245mm × 40mm
Standard Accessories	UT255A-Batteries,Insulation Rod , Tool Box UT255B-Batteries,Insulation Rod,Receiver,Tool Box
Standard Individual Packing	Gift Box, Tool Box, English Manual
Standard Quantity Per Carton	1 PCs
Standard Carton Measurement	1040mm × 240mm × 140mm (0.05CBM Per Standard Carton)
Standard Carton Gross Weight	6.8 Kg

NEW



UL61010-1
EN61010-1
EN61010-2-032
EN61010-2-033
EN61326-1



■ **UT256B**

SPECIFICATIONS



Specifications	Range	Best Accuracy
Model		UT256B
AC Current (A)	200A	±(2.5%+5)
DC Current (A)	200A	±(2.5%+5)
AC Voltage(V)	6V/60V/600V/750V	±(1.2%+3)
DC Voltage(V)	600mV/6V/60V/600V/1000V	±(0.8%+3)
Resistance (Ω)	600Ω/6kΩ/60kΩ/600kΩ/6MΩ/60MΩ	±(1.0%+2)
Capacitance (F)	60nF/600nF/6μF/60μF/600μF/6mF/60mF	±(4%+20)
Features		
Display Count		6000
Auto Range		✓
True RMS		✓
Diode	Around 3.0V	✓
NCV		✓
Data Hold		✓
Zero Mode		✓
Relative Mode		✓
LCD Backlight		✓
Auto Power Off	Around 15 Minutes	✓
Continuity Buzzer		✓
Low Battery Indication	≤2.4V	✓
Input Protection		✓
Input Impedance for DCV	≥10MΩ	✓

GENERAL CHARACTERISTICS

Power	AAA 1.5V x 2
LCD Size	36.5mm x 24mm
Product Color	Red and Grey
Product Net Weight	163.7g
Product Size	210mm x 53mm x 35mm
Standard Accessories	Batteries, Test Lead
Standard Individual Packing	Gift Box, Carrying Bag, English Manual
Standard Quantity Per Carton	40PCs
Standard Carton Measurement	490mm x 350 mm x 305mm (0.052 CBM Per Standard Carton)
Standard Carton Gross Weight	15.2Kg



UT257 SERIES

Large Jaws Leakage Clamp Meters

UT257A



EN61010-1
EN61010-2-032
EN61326-1



UT257A

SPECIFICATIONS



Specifications	Range	Best Accuracy
Model		UT257A
Leakage Current and Current (A)	Range	0.0mA~499A ±(2%+5)
		500A~999A ±(3%+5)
		1000A~2999A ±(4%+5)
	Resolution	0.1mA
Test Range	AC 0.0mA~3200A	✓
Special Functions		
Display Mode	Four Digits LCD Display	✓
Clamp Size	108mm×148mm (can clamp electric cable of 108mm diameter, or 160mm×4mm flat cable and steel earth wires)	✓
Auto Range		✓
RS-232		✓
Data Storage		99Groups
LCD Backlight		✓
Date Hold		✓
Overload Protection	OL	✓
Auto Power Off	5Minutes	✓
Low Battery Indication	≤5.2V	✓
Test Model	Clamp CT, integral mode	✓

GENERAL CHARACTERISTICS

Power Supply	6V DC(LR6×4 alkaline dry batteries)
LCD Size	47mm×28.5mm
Product Color	Red + Grey
Product Weight	1.5Kg(Included Batteries)
Product Size	350mm×180mm×55mm
Standard Accessories	Batteries, RS232 Interface Cable, Software CD, Toolbox
Standard Individual Packing	Gif Box, English Manual, Warranty Card
Standard Quantity Per Carton	4PCs
Standard Carton Measurement	564mm×428mm×270mm (0.065 CBM Per Standard Carton)
Standard Carton Gross Weight	16.4Kg



EN61010-1
EN61010-2-032
EN61326-1



■ UT258A

SPECIFICATIONS



Specifications	Range	Best Accuracy
Model		UT258A
AC/DC Current (A)	0mA~60.0A	±(2%+5)
Resolution	1mA	
Frequency Response	45Hz~200Hz	
Features		
Display Mode	Four Digits LCD display	✓
Clamp Size	Φ7mm	✓
Auto Range		✓
RS-232 Interface		✓
Date Storage		99
Set to Zero Function	Adjust "ZERO" key to return to zero	✓
Date Hold		✓
Line Voltage	AC 600V	✓
Auto Power Off	5 Minutes	✓
Low Battery Indication	Around 7.2V	✓
Sampling Rate	2 Times/s	✓
Working Current	10mA	✓

GENERAL CHARACTERISTICS

Power Supply	9V Battery (6F22)
Product Color	Red and Grey
Product Net Weight	180g(Included Batteries)
Product Size	168mm×65mm×34mm
Standard Accessories	Batteries, Software CD, RS232 Interface Cable
Standard Individual Packing	Gift Box, English Manual, Toolbox
Standard Quantity Per Carton	20PCs
Standard Carton Measureent	375mm×315mm×220mm (0.026 CBM Per Standard Carton)
Standard Carton Gross Weight	10Kg



EN61010-1
EN61010-2-030
EN61326-1



■ UT261A

SPECIFICATIONS

Specifications	Range	UT261A	UT261B
Model		UT261A	UT261B
AC Voltage (V)	40V~690V 90V~600V	✓	✓
Frequency Range (Hz)	15Hz~400Hz	✓	✓
Test Current (A)	<1mA	✓	✓
Features			
Phase Sequence Indication		LCD	LED
Missing Phase Indication		LCD	LED
Motor Rotation Indication			LED



■ UT261B

GENERAL CHARACTERISTICS

Power	9V Battery (6F22)		✓
	No Battery Required	✓	
Product Color	Red and Grey		
Product Net Weight	180 g		
Product Size	70mm × 75mm × 30mm		
Standard Accessories	Test Cord with Alligator Clip(×3), Battery(UT261B Only), Carrying Bag		
Standard Individual Packing	Gift Box, English Manual		
Standard Quantity Per Carton	40 PCs		
Standard Carton Measurement	645mm × 450mm × 340mm (0.098 CBM Per Standard Carton)		
Standard Carton Gross Weight	20 Kg		



EN61010-1
 EN61010-2-030
 EN61326-1



■ **UT262A**



■ **UT262C**

SPECIFICATIONS

Specifications	Range	UT262A	UT262C
Model			
Phase Sequence	[Positive Phase] indicated by four phase detecting lights turn on clockwise and non-continuous beeping sound.	✓	✓
	[Negative Phase] indicated by four phase detecting lights turn on anti-clockwise and continuous beeping sound.	✓	✓
Missing Phase Detection	R-S or S-T light Off	✓	✓
Live Power Detection	R-S or S-T light On	✓	✓
Circuit Break Detection	R-S or S-T light Off	✓	✓
Voltage Detection	R-S or S-T light On	✓	✓
AC Voltage Range (V)		70V~600V	70V~1000V
Frequency Range (Hz)	40Hz~70Hz	✓	✓
Features			
Clamp Opening		Φ1.6~Φ16mm	Φ10~Φ40mm
Display Mode		LED	LED
Power on Indication		✓	✓
Buzzer Indication		✓	✓
Auto Power Off	Automatically switch off after three minutes	✓	✓

GENERAL CHARACTERISTICS

Power	1.5V Batteries(R6) ×2
Product Color	Red and Grey
Product Net Weight	180 g
Product Size	70mm × 75mm × 30mm
Standard Accessories	Batteries
Standard Individual Packing	Blister, English Manual
Standard Quantity Per Carton	40 PCs
Standard Carton Measurement	690mm × 650mm × 405mm (0.182CBM Per Standard Carton)
Standard Carton Gross Weight	9 Kg



EN61010-1
EN61010-2-030
EN61326-1



UT265B

SPECIFICATIONS



Specifications	Range	Best Accuracy
Model		
		UT265B
AC Current(A)	0.0mA~20.0A	±(1.5%+3)
AC Voltage(V)	0.00V~600V	±(1.5%+3)
Frequency (Hz)	45Hz~65Hz	±(2%+3)
Active Power (W)	0.0W~12kW	±(3%+3)
Apparent Power (VA)	0.0VA~12kVA	±(3%+3)
Reactive Power (VAr)	0.0VAR~12kVAr	±(3%+3)
Power Factor	-1~+1	±0.03
Phase Angle (°)	0.0°~360°	±1°
Features		
Display Mode	LCD:240dots×160dots	√
Clamp Size	Acuminate Current Clamp:7.5mm×13mm (Optional)	√
	Round Jaw Current Clamp:35mm×40mm (Optional)	√
Auto Range		√
RS-232		√
Data Storage		1500
LCD Backlight		√
Data Hold		√
Input Impedance for DCV	Around 2MΩ	√
Auto Power Off	Around 15 Minutes	√
Low Battery Indication		√
Sample Rate	About 2 times/second	√

GENERAL CHARACTERISTICS

Power	1.5V Batteries(LR6) × 6
Product Color	Red and Grey
Product Net Weight	550 g
Product Size	196mm × 92mm × 54mm
Standard Accessories	Batteries, Current Clamp: 2 pcs, Test Line: 4 pcs(2 yellow, 2 black)
Standard Individual Packing	Gift Box, English Manual, Tool Box
Standard Quantity Per Carton	6 PCs
Standard Carton Measurement	760mm × 340mm × 335mm (0.087CBM Per Standard Carton)
Standard Carton Gross Weight	18 Kg



EN61010-1
EN61010-2-030
EN61326-1



■ UT267B

SPECIFICATIONS

AUTO RANGE RS 232 DATA HOLD

Specifications	Range	Best Accuracy
Model		UT267B
AC Current(A)	0.0mA~20.0A	±(1.5%+3)
AC Voltage(V)	0.00V~600V	±(1.5%+3)
Frequency (Hz)	45Hz~65Hz	±(2%+3)
Active Power (W)	0.0W~12kW	±(3%+3)
Apparent Power (VA)	0.0VA~12kVA	±(3%+3)
Reactive Power (VAR)	0.0VAR~12kVAr	±(3%+3)
Power Factor	-1~1	±0.03
Phase Angle (°)	0.0°~360°	±1°
Current Vector Sum	0mA~60.0A	✓
Phase Sequence Test	Order:U1→U2→U3 or I1→I2→I3 Positive Change U1→U3→U2 or I1→I3→I2 To reverse	✓
Features		
Display Mode	LCD: 240dots×160dots	✓
Clamp Size	Acuminate Current Clamp:7.5mm×13mm (Optional) Round Jaw Current Clamp:35mm×40mm (Optional)	✓
Auto Range		✓
RS-232		✓
Data Storage		99
LCD Backlight		✓
Data Hold		✓
Input Impedance for DCV	Around 2MΩ	✓
Auto Power Off	Around 15 Minutes	✓
Low Battery Indication		✓
Sample Rate	About 2 times/second	✓

GENERAL CHARACTERISTICS

Power	1.5V Batteries(LR6) × 6
Product Color	Red and Grey
Product Net Weight	550 g
Product Size	196mm × 92mm × 54mm
Standard Accessories	Batteries,Current Clamp: 3 pcs;Test Line: 4 pcs(1 yellow,1green,1 red, 1 black)
Standard Individual Packing	Gift Box, English Manual,Tool Box
Standard Quantity Per Carton	6 PCs
Standard Carton Measurement	760mm × 340mm × 335mm (0.087CBM Per Standard Carton)
Standard Carton Gross Weight	18 Kg



UT270 SERIES

Clamp Earth Ground Testers

UT273 / UT275



EN 61010-1
EN 61010-2-030
EN 61010-2-032
EN 61326-1



UT273



UT275

SPECIFICATIONS



Specifications	Range	Best Accuracy	
Model		UT273	UT275
Earth Ground Resistance (Ω)	0.01~0.099Ω	±(1%+0.01)	±(1%+0.01)
	0.1~0.99Ω	±(1%+0.01)	±(1%+0.01)
	1.0~49.9Ω	±(1.5%+0.1)	±(1.5%+0.1)
	50.0~99.5Ω	±(2%+0.5)	±(2%+0.5)
	100~199Ω	±(3%+1)	±(3%+1)
	200~395Ω	±(10%+5)	±(10%+5)
	400~590Ω	±(20%+10)	±(20%+10)
Leakage Current(A)	600~1000Ω	±(25%+20)	±(25%+20)
	0.00~299mA		±(2.5%+2mA)
	0.30~2.99A		±(2.5%+100mA)
	3.00~30.0A		±(2.5%+300mA)
Features			
Maximum Display		9999	9999
Auto Range		√	√
Jaw Capacity		28mm	28mm
Auto Power Off		√	√
Low Battery Indication	≤5.2V	√	√
Data Hold		√	√
Data Storage		30	30
Data Recall		√	√
LCD Backlight		√	√
Auto Calibration		√	√
Resistance Limit Alarm		√	√

GENERAL CHARACTERISTICS

Power	1.5V Batteries(LR6)×4
LCD Size	47mm × 28.5mm
Product Color	Red and Grey
Product Net Weight	1320 g
Product Size	293mm×90mm×66mm
Standard Accessories	Batteries, Test Ring, Tool Box
Standard Individual Packing	Gift Box, English Manual
Standard Quantity Per Carton	5 PCs
Standard Carton Measurement	510mm × 375mm × 320mm (0.06CBM Per Standard Carton)
Standard Carton Gross Weight	15.2 Kg



UT270 SERIES

Clamp Earth Ground Testers

UT276A / UT278A



EN 61010-1
EN 61010-2-030
EN 61010-2-032
EN 61326-1



UT276A



UT278A

SPECIFICATIONS

AUTO RANGE RS 232

Specifications	Range	Best Accuracy	
Model		UT276A	UT278A
Earth Ground Resistance (Ω)	0.01~0.099Ω	±(1%+0.01)	±(1%+0.01)
	0.1~0.99Ω	±(1%+0.01)	±(1%+0.01)
	1.0~49.9Ω	±(1%+0.1)	±(1%+0.1)
	50.0~99.5Ω	±(2%+0.5)	±(2%+0.5)
	100~199Ω	±(3%+1)	±(3%+1)
	200~395Ω	±(6%+5)	±(6%+5)
	400~590Ω	±(10%+10)	±(10%+10)
	600~800Ω	±(20%+20)	±(20%+20)
Leakage Current(A)	800~1200Ω	±(25%+30)	±(25%+30)
	0mA~9mA		±(2.5%+1)
	10mA~99mA		±(2.5%+5)
	100mA~299mA		±(2.5%+10)
	0.30A~2.99A		±(2.5%+0.1)
	3.0A~9.9A		±(2.5%+0.3)
	10.0A~20.0A		±(2.5%+0.5)
	3A~30A		±(2.5%+0.5)

Features

Features		UT276A	UT278A
Display Count	4 Digits Display LCD	√	√
Auto Range		√	√
Jaw Capacity		32mm	32mm
Single Measure Time	1 Second	√	√
Resistance Measurement Frequency	>1kHz	√	√
Current Measurement Frequency	50Hz/60Hz	√	√
Resistance Limit Alarm	1Ω~199Ω	√	√
Current Limit Alarm	1mA~499mA	√	√
RS-232		√	√
Beeper and Light Alarm		√	√
Jamming Signal Recognition		√	√
Over-Range Display		√	√
Low Battery Indication		√	√
Data Logging		99	99

GENERAL CHARACTERISTICS

Power	1.5V Batteries(LR6)×4
LCD Size	47mm × 28.5mm
Product Color	Red and Grey
Product Net Weight	1160 g
Product Size	285mm × 85mm × 56mm
Standard Accessories	Batteries, Test Ring, Tool Box
Standard Individual Packing	Gift Box, English Manual
Standard Quantity Per Carton	6 PCs
Standard Carton Measurement	610mm × 375mm × 320mm (0.073CBM Per Standard Carton)
Standard Carton Gross Weight	18 Kg
Optional Accessories	USB Interface Cable, PC Software CD



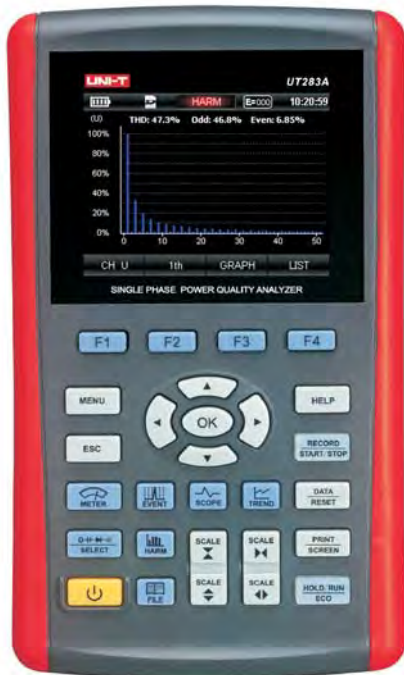
UT283 SERIES

Single Phase Power Quality Analyzers

UT283A



EN61010-1
EN61010-2-030
EN61010-2-033
EN61326-1
IEC 61000-4-030 CLASS S



■ UT283A

SPECIFICATIONS

TRUE RMS DATA LOGGING USB

Specifications	Range	Best Accuracy
Model		UT283A
Voltage (V)	10V~1000V AC/DC	±0.5% U _{din}
AC Current (A)	10A/100A/1000A	±0.5% f.s.
Frequency (Hz)	40~70Hz	±50mHz
Power (W)	>15% S	±1% S
Power Factor	0~1.0	±0.02
Energy (Wh)	0~9999MWh	±1.5 %rdg
Crest Factor	1.0 to 10.0	±5%
Voltage Harmonics or Inter Harmonics	U _m ≥ 1% U _{din} (1~51th,step 0.5th) U _m ≤ 1% U _{din} (1~51th,step 0.5th)	±5% U _{rms} ±0.05% U _{din}
Current Harmonics or Inter Harmonics	I _m ≥ 10% I f.s.(1~51th,step 0.5th) I _m ≤ 10% I f.s.(1~51th,step 0.5th)	5% I _{rms} ±0.5% f.s.
Power Harmonics	(1~51th,step 1th)	Calculated based on voltage and current amplitude and phase accuracy
Transients	±(2000 V~ 6000 V Peak), F _{sample} =2MHz	±5% Rdg.±5%Fs
Dips Swell & Interrupt	0~1000V AC	U _{din} ±1%
AC Inrush Current (A)	10A/100A/1000A	±1%f.s
Resistance (Ω)	600Ω/6kΩ/60kΩ/600kΩ/6MΩ/60MΩ	±(1.0%+3)
Capacitance (F)	60nF/600nF/6μF/60μF/600μF	±(4 %+20)

Features

True RMS		✓
Harmonic Analysis	Up to 51th	✓
Flick Measure	10 Minutes PST and PLT Value	✓
Voltage Ratio		✓
Current Ratio		✓
Event Capture		✓
Trend Capture		✓
Data Logging	8GB	✓
USB Interface		✓
Backlight Adjustment		✓
Low Battery Indication		✓
Input Protection		✓

GENERAL CHARACTERISTICS

Power	7.4V 3600mAh Li-ion Battery
LCD	3.5 Inches 64k Color TFT LCD (320 x 240)
Product Color	Red and Grey
Product Net Weight	808.4 g
Product Size	199mm × 118mm × 49mm
Standard Accessories	Power Adaptor, Test Lead, Current Clamp(10A/100A/1000A), USB Cable, Software CD, SD Card (8GB)
Standard Individual Packing	Gift Box, Carrying Bag, English Manual
Standard Quantity Per Carton	4 PCs
Standard Carton Measurement	490mm × 380mm × 310mm (0.058 CBM Per Standard Carton)
Standard Carton Gross Weight	10 Kg



UT285 SERIES

Three Phase Power Quality Analyzers

UT285A

NEW



EN61010-1
EN61010-2-030
EN61010-2-033
EN61326-1



■ UT285A

SPECIFICATIONS-Part 1



Specifications	Range	Best Accuracy
Model		UT285A
AC Current (A)	AC 0.0mA~3000.0A	±1%(10-100%In)
AC Voltage (V)	AC 0.00V~1000V	±0.1%
Frequency (Hz)	45Hz~65Hz	±0.01Hz
Active Power (W)	0.0W~9000kW	±1%
Apparent Power (VA)	0.0VA~9000kVA	±1%
Reactive Power (VAR)	0.0VAR~9000kVAR	±1%
Power Factor	-1~+1	±0.1%
Phase Angle (°)	0.0°~360°	±1°
Pst (1min), Pst, Plt	0.00~20.00	±5%
Voltage Unbalance	0.0~20.0%	±0.1%
Current Unbalance	0.0~20.0%	±1%
Harmonic Volts %f	0~100.0%	± 0.1% ± n x 0.1%
Harmonic Volts %r	0~100.0%	± 0.1% ± n x 0.4%
Harmonic Volts Absolute	0~1000 V	± 5%
Volts THD	0~100.0%	± 2.5%
Harmonic Amps %f	0~100.0%	± 0.1% ± n x 0.1%
Harmonic Amps %r	0~100.0%	± 0.1% ± n x 0.4%
Harmonic Amps Absolute	40~3000 A	± 5%
Amps THD	0~100.0%	± 2.5%
Harmonic Watts %f or %r	0.0~100.0%	± n x 2%
Harmonic Watts Absolute	clamp scaling * V nominal	± 5% ± n x 2%
Watts THD	0~100.0%	± 5%
Harmonic Hz	0 ~ 2500 Hz(1-50 order)	±1Hz
Harmonic Phase Angle	0~360°	±n × 1°
Vrms½	0~200% of nominal voltage	±0.2% of nominal voltage
Arms½	3000A	±1%
Data Logging	8GB (Support up to 32GB)	
USB Interface		√
Event Duration	Hhh:mm:ss:mmm	One cycle



UT285 SERIES
Three Phase Power Quality Analyzers
 UT285A

NEW



EN61010-1
 EN61010-2-030
 EN61010-2-033
 EN61326-1



UT285A

SPECIFICATIONS-Part 2



Features		
Recording	Sampling Rate	Interval
Volts/Amps/Hertz	5 readings/sec or 1 reading/3 sec	0.2 s~2 hr
Harmonics		
Power & Energy		
Unbalance		
Dips & Swells		
Inrush	100/120 readings/sec	0.2 s~2 hr
Flicker	1 min. 10min. 2 hr	
Quality Profile	3 s/ 1min. /10 min for volts	
	1 s/3 s/10 s for frequency	
Events	100/120 readings/sec	22~260 waveform cycles, 10s for 1/2 cycle rms trend
Transients	19 μs	

GENERAL CHARACTERISTICS

Power	Li-ion Battery 7.4V 4400mAh / DC Adapter: 85~450V 50/60Hz
Display Type	5.7 inches, 64K colors, TFT LCD (640 x 480)
Product Color	Red and Grey
Product Size	256mm X 169mm X 64mm
Product Net Weight	1.95kg
Standard Accessories	3000 AAC Flexible Current Probe(4 pieces)5-core Test Lead Set USB Interface Cable for PC Connection Power Adapter Software CD,SD Card (8GB)
Optional Accessories	6000 AAC Flexible Current Probe(4 pieces)
Standard Individual Packing	Gift Box, English Manual, Tool Box
Standard Quantity Per Carton	1PCs
Standard Carton Measurement	465x385x162mm (0.029 CBM Per Standard Carton)



UT300 SERIES

Infrared Thermometers

UT300A / UT300B / UT300C



■ UT300A



■ UT300B



■ UT300C

SPECIFICATIONS



Specifications	Range		
Model	UT300A	UT300B	UT300C
Temperature Range	-18°C~280°C 0°F~536°F	-18°C~380°C 0°F~716°F	-20°C~400°C -4°F~752°F
Accuracy	±2°C or ±2%	±2°C or ±2%	±2°C or ±2%
Repeatability	±0.5°C or ±0.5%	±0.5°C or ±0.5%	±0.5°C or ±0.5%
Resolution	0.1°C/0.1°F	0.1°C/0.1°F	0.1°C/0.1°F
Distance to Spot Size	10:1	10:1	12:1
Response Time	500ms	500ms	500ms
Emissivity	0.95	0.95	0.10~1.0 Adjustable
Laser Type	Class 2(II)	Class 2(II)	Class 2(II)
Laser Power	<1mW	<1mW	<1mW
Laser Wavelength	630nm~670nm	630nm~670nm	630nm~670nm
Spectral Response	8μm~14μm	8μm~14μm	8μm~14μm
Features			
°C/°F Selection	✓	✓	✓
Laser Switch	✓	✓	✓
Display Hold(s)	8 Seconds	8 Seconds	8 Seconds
Auto Power Off	✓	✓	✓
Low Battery Indication	✓	✓	✓
MAX Mode	✓	✓	✓
MIN Mode	✓	✓	✓
High Alarm			✓
Low Alarm			✓
LCD Backlight	✓	✓	✓

GENERAL CHARACTERISTICS

Power	9V Battery(6F22)
LCD Size	22mm×22mm
Product Color	Red and Grey
Product Net Weight	185 g
Product Size	153mm × 108mm × 40mm
Standard Accessories	Battery
Standard Individual Packing	Blister, English Manual
Standard Quantity Per Carton	48 PCs
Standard Carton Measurement	590mm × 530mm × 360mm (0.11 CBM Per Standard Carton)
Standard Carton Gross Weight	14.8 Kg



■ UT301A



■ UT301B



■ UT301C

SPECIFICATIONS



Specifications	Range		
Model	UT301A	UT301B	UT301C
Temperature Range	-18°C~350°C 0°F~662°F	-18°C~450°C 0°F~842°F	-18°C~550°C 0°F~1022°F
Accuracy	±1.8°C or ±1.8%	±1.8°C or ±1.8%	±1.8°C or ±1.8%
Repeatability	±0.5°C or ±0.5%	±0.5°C or ±0.5%	±0.5°C or ±0.5%
Resolution	0.1°C/0.1°F	0.1°C/0.1°F	0.1°C/0.1°F
Distance to Spot Size	12:1	12:1	12:1
Response Time	250ms(95% of reading)		
Emissivity	0.10~1.0 Adjustable	0.10~1.0 Adjustable	0.10~1.0 Adjustable
Laser Type	Class 2(II)	Class 2(II)	Class 2(II)
Laser Power	<1mW	<1mW	<1mW
Laser Wavelength	630nm~670nm	630nm~670nm	630nm~670nm
Spectral Response	8µm~14µm	8µm~14µm	8µm~14µm
Features			
°C/°F Selection	✓	✓	✓
Laser Switch	✓	✓	✓
Display Hold(s)	8 Seconds	8 Seconds	8 Seconds
Auto Power Off	✓	✓	✓
Low Battery Indication	✓	✓	✓
MAX Mode	✓	✓	✓
MIN Mode	✓	✓	✓
DIFF Mode	✓	✓	✓
AVG Mode	✓	✓	✓
LCD Backlight	✓	✓	✓
Electricity Cut-off Memory	✓	✓	✓
Tripod Mount	✓	✓	✓

GENERAL CHARACTERISTICS

Power	9V Battery(6F22)
LCD Size	32mm×29mm
Product Color	Red and Grey
Product Net Weight	270 g
Product Size	169mm×138mm×53mm
Standard Accessories	Battery
Standard Individual Packing	Blister, English Manual
Standard Quantity Per Carton	20 PCs
Standard Carton Measurement	605mm×360mm×468mm(0.101 CBM Per Standard Carton)
Standard Carton Gross Weight	12.3 Kg



■ UT302A



■ UT302B



■ UT302C



■ UT302D

SPECIFICATIONS



Specifications	Range			
Model	UT302A	UT302B	UT302C	UT302D
Temperature Range	-32°C~450°C	-32°C~550°C	-32°C~650°C	-32°C~1050°C
	-26°F~842°F	-26°F~1022°F	-26°F~1202°F	-26°F~1922°F
Accuracy	±1.8°C or ±1.8%			
Repeatability	±0.5°C or ±0.5%			
Resolution	0.1°C/0.1°F	0.1°C/0.1°F	0.1°C/0.1°F	0.1°C/0.1°F
Distance to Spot Size	20:1	20:1	20:1	20:1
Response Time	250ms(95% of reading)			
Emissivity	0.10~1.0 Adjustable			
Laser Type	Class 2(II)	Class 2(II)	Class 2(II)	Class 2(II)
Laser Power	<1mW	<1mW	<1mW	<1mW
Laser Wavelength	630nm~670nm	630nm~670nm	630nm~670nm	630nm~670nm
Spectral Response	8μm~14μm	8μm~14μm	8μm~14μm	8μm~14μm
Features				
°C/°F Selection	✓	✓	✓	✓
Laser Switch	✓	✓	✓	✓
Display Hold(s)	8 Seconds	8 Seconds	8 Seconds	8 Seconds
Auto Power Off	✓	✓	✓	✓
Low Battery Indication	✓	✓	✓	✓
MAX Mode	✓	✓	✓	✓
MIN Mode	✓	✓	✓	✓
DIFF Mode	✓	✓	✓	✓
AVG Mode	✓	✓	✓	✓
LCD Backlight	✓	✓	✓	✓
Electricity Cut-off Memory	✓	✓	✓	✓
Tripod Mount	✓	✓	✓	✓

GENERAL CHARACTERISTICS

Power	9V Battery(6F22)
LCD Size	32mm×29mm
Product Color	Red and Grey
Product Net Weight	322 g
Product Size	169mm×138mm×53mm
Standard Accessories	Battery,
Standard Individual Packing	Blister, English Manual, Carrying Bag
Standard Quantity Per Carton	20 PCs
Standard Carton Measurement	605mm×360mm×468mm(0.101 CBM Per Standard Carton)
Standard Carton Gross Weight	12.4 Kg



■ UT303A



■ UT303B



■ UT303C



■ UT303D

SPECIFICATIONS



Specifications	Range			
Model	UT303A	UT303B	UT303C	UT303D
Temperature Range	-32°C~650°C	-32°C~850°C	-32°C~1050°C	-32°C~1250°C
	-26°F~1202°F	-26°F~1562°F	-26°F~1922°F	-26°F~2282°F
Accuracy	±1.8°C or ±1.8%			
Repeatability	±0.5°C or ±0.5%			
Resolution	0.1°C/0.1°F	0.1°C/0.1°F	0.1°C/0.1°F	0.1°C/0.1°F
Distance to Spot Size	30:1	30:1	30:1	30:1
Response Time	250mS(95% of reading)			
Emissivity	0.10~1.0 Adjustable			
Laser Type	Class 2(II)	Class 2(II)	Class 2(II)	Class 2(II)
Laser Power	<1mW	<1mW	<1mW	<1mW
Laser Wavelength	630nm~670nm	630nm~670nm	630nm~670nm	630nm~670nm
Spectral Response	8μm~14μm	8μm~14μm	8μm~14μm	8μm~14μm
Features				
°C/°F Selection	✓	✓	✓	✓
Laser Switch	✓	✓	✓	✓
Display Hold(s)	8 Seconds	8 Seconds	8 Seconds	8 Seconds
Auto Power Off	✓	✓	✓	✓
Low Battery Indication	✓	✓	✓	✓
MAX Mode	✓	✓	✓	✓
MIN Mode	✓	✓	✓	✓
DIFF Mode	✓	✓	✓	✓
AVG Mode	✓	✓	✓	✓
LCD Backlight	✓	✓	✓	✓
Electricity Cut-off Memory	✓	✓	✓	✓
Tripod Mount	✓	✓	✓	✓

GENERAL CHARACTERISTICS

Power	9V Battery(6F22) or USB
LCD Size	32mm×29mm
Product Color	Red and Grey
Product Net Weight	322 g
Product Size	169mm×138mm×53mm
Standard Accessories	Battery, Carrying Bag, USB Cable (External Power)
Standard Individual Packing	Blister, English Manual
Standard Quantity Per Carton	20 PCs
Standard Carton Measurement	605mm×360mm×468mm(0.101 CBM Per Standard Carton)
Standard Carton Gross Weight	12.3 Kg



■ UT305A



■ UT305B



■ UT305C

SPECIFICATIONS



Specifications	Range		
Model	UT305A	UT305B	UT305C
Temperature Range	-50°C~1050°C -58°F~1922°F	-50°C~1250°C -58°F~2282°F	-50°C~1550°C -58°F~2822°F
Accuracy	±1.8°C or ±1.8%	±1.8°C or ±1.8%	±1.8°C or ±1.8%
Repeatability	±0.5°C or ±0.5%	±0.5°C or ±0.5%	±0.5°C or ±0.5%
Resolution		0.1(When<10°C:0.2)	
Distance to Spot Size	50:1	50:1	50:1
Response Time		250mS(95% of reading)	
Emissivity		0.10~1.0 Adjustable	
Laser Type	Class 2(II)	Class 2(II)	Class 2(II)
Laser Power	<1mW	<1mW	<1mW
Laser Wavelength	630nm~670nm	630nm~670nm	630nm~670nm
Spectral Response	8μm~14μm	8μm~14μm	8μm~14μm

Features

°C/°F Selection	✓	✓	✓
Laser Switch	✓	✓	✓
Display Hold(s)	8 Seconds	8 Seconds	8 Seconds
Auto Power Off	✓	✓	✓
Low Battery Indication	✓	✓	✓
MAX Mode	✓	✓	✓
MIN Mode	✓	✓	✓
DIFF Mode	✓	✓	✓
AVG Mode	✓	✓	✓
Data Logging	99	99	99
USB Interface	✓	✓	✓
High Alarm	✓	✓	✓
Lower Alarm	✓	✓	✓
LCD Backlight	✓	✓	✓
Electricity Cut-off Memory	✓	✓	✓
Tripod Mount	✓	✓	✓
T-C Thermocouple Measurement	✓	✓	✓

GENERAL CHARACTERISTICS

Power	USB or 9V Battery(6F22) or Power Adaptor
LCD Size	33mm × 38mm
Product Color	Red and Grey
Product Net Weight	320 g
Product Size	183mm × 147mm × 57mm
Standard Accessories	Battery, USB Interface Cable, PC Software CD
Standard Individual Packing	Gift Box, Tool Box, English Manual
Standard Quantity Per Carton	5 PCs
Standard Carton Measurement	510mm × 375mm × 320mm (0.061 CBM Per Standard Carton)
Standard Carton Gross Weight	11 Kg



■ UT311

SPECIFICATIONS

Specifications	Range	Best Accuracy	
		UT311	UT312
Model		UT311	UT312
Vibration Meter		All in one	Split style
Acceleration(Freq.)	0.1~199.9m/s ² (10Hz ~ 1500Hz)	±(5%+2)	±(5%+2)
Velocity(Freq.)	0.1~199.9mm/s(10Hz ~ 1500Hz)	±(5%+2)	±(5%+2)
Displacement(Freq.)	1~1999um(10Hz ~ 500Hz)	±(5%+2)	±(5%+2)
Features			
Display Count		2000	2000
Auto Power Off		✓	✓
Low Battery Indication		✓	✓
Data Hold		✓	✓



■ UT312

GENERAL CHARACTERISTICS

Power	9V Alkaline Battery(6LF22)
Product Color	Red and Grey
Product Net Weight	230g(including battery)
Product Size	185mm X 68mm X 30mm
Standard Accessories	Tool Box, Battery
Standard Individual Packing	Gift Box, English Manual
Standard Quantity Per Carton	20PCs
Standard Carton Measurement	600mm X 370mm X 474mm (0.11 CBM Per Standard Carton)
Standard Carton Gross Weight	20kg



■ UT313

SPECIFICATIONS

DATA HOLD USB

Specifications	Range	Best Accuracy	
Model		UT313	UT315
Acceleration(Freq.)	0.1~199.9m/s ² (10Hz ~ 10kHz)	±(5%+2)	±(5%+2)
Velocity(Freq.)	0.01~19.99cm/s(10Hz ~ 1kHz)	±(5%+2)	±(5%+2)
Displacement(Freq.)	0.001~1.999mm(10Hz ~ 500Hz)	±(5%+2)	±(5%+2)
Features			
Display Count		2000	2000
Auto Power Off		✓	✓
Low Battery Indication	≤7.0V	✓	✓
Data Hold		✓	✓
MAX Mode		✓	✓
Data Storage		1999	1999
Data Recall		✓	✓
USB Interface			✓
LCD Backlight		✓	✓



■ UT315

GENERAL CHARACTERISTICS

Power	9V Battery(6LF22)
LCD Size	57mm × 37mm
Product Color	Red and Grey
Product Net Weight	365 g
Product Size	166mm × 80mm × 30mm
Standard Accessories	UT313-Battery ,Magnet Pedestal,Long Probe,Short Probe,Connection Screw,Carrying Bag
	UT315-Battery,USB Interface Cable,PC Software CD,Magnet Pedestal, Long Probe,Short Probe,Connection Screw,Carrying Bag
Standard Individual Packing	Gift Box, English Manua,Carrying Bag
Standard Quantity Per Carton	20 PCs
Standard Carton Measurement	600mm × 370mm × 474mm (0.105 CBM Per Standard Carton)
Standard Carton Gross Weight	22 Kg



■ UT321



■ UT322



■ UT323



■ UT325

SPECIFICATIONS

Specifications	Range	Best Accuracy				
		UT321	UT322	UT323	UT325	
Model		UT321	UT322	UT323	UT325	
Single or Dual Input		Single	Dual	Single	Dual	
Temperature	Type K	-200°C~1372°C (-328°F~2501°F)	±(0.5%+0.8)	±(0.5%+0.8)	±(0.2%+0.6)	±(0.2%+0.6)
	Type J	-210°C~1200°C (-346°F~2192°F)	±(0.5%+0.8)	±(0.5%+0.8)	±(0.2%+0.6)	±(0.2%+0.6)
	Type T	-250°C~400°C (-418°F~752°F)	±(0.5%+0.8)	±(0.5%+0.8)	±(0.2%+0.6)	±(0.2%+0.6)
	Type E	-150°C~1000°C (-238°F~1832°F)	±(0.5%+0.8)	±(0.5%+0.8)	±(0.2%+0.6)	±(0.2%+0.6)
	Type R	0.0°C~1767°C (+32°F~3212°F)			±(0.2%+2)	±(0.2%+2)
	Type S	0.0°C~1767°C (+32°F~3212°F)			±(0.2%+2)	±(0.2%+2)
	Type N	-200°C~1300°C (-328°F~2372°F)			±(0.2%+1.5)	±(0.2%+1.5)
Resolution	0.1°C(When Value >999.9°C:1°C)	✓	✓	✓	✓	
Features						
°C/°F/K Selection		✓	✓	✓	✓	
Data Hold		✓	✓	✓	✓	
Auto Power Off		✓	✓	✓	✓	
Low Battery Indication		✓	✓	✓	✓	
MAX Mode		✓	✓	✓	✓	
MIN Mode		✓	✓	✓	✓	
AVG Mode		✓	✓	✓	✓	
Data Storage		100	100	100	100	
USB Interface		✓	✓	✓	✓	
High Alarm				✓	✓	
Lower Alarm				✓	✓	
High/Lower Signal Output				✓	✓	
LCD Backlight		✓	✓	✓	✓	
Auto Calibration		✓	✓	✓	✓	
Electricity Cut-off Memory		✓	✓	✓	✓	

GENERAL CHARACTERISTICS

Power	USB or 9V Battery(6F22)
LCD Size	30mm × 32mm
Product Color	Red and Grey
Product Net Weight	270 g
Product Size	175mm × 85mm × 30mm
Standard Accessories	Battery,USB Interface Cable,PC Software CD,Type K Temperature Probe
Standard Individual Packing	Gift Box, English Manual
Standard Quantity Per Carton	40 PCs
Standard Carton Measurement	565mm × 405mm × 302mm (0.069 CBM Per Standard Carton)
Standard Carton Gross Weight	19.5 Kg



UT330 SERIES
USB Datalogger
 UT330A / UT330B / UT330C

NEW



UT330A



UT330B



UT330C

SPECIFICATIONS

USB

Specifications	Range	UT330A	UT330B	UT330C	
Model					
Temperature(°C)	Range	-40°C~80°C(-40°F~176°F)	✓	✓	✓
	Accuracy	0°C~40°C	±0.5°C	±0.5°C	±0.5°C
		-30°C~0°C,40°C~70°C	±1°C	±1°C	±1°C
		-40°C~-30°C,70°C~80°C	±2°C	±2°C	±2°C
Resolution	0.1°C/0.1°F	✓	✓	✓	
Relative Humidity	Range	0%RH~100%RH		✓	✓
	Accuracy	20%RH~80%RH		±3%RH	±3%RH
		<20%RH or >80%RH		±5%RH	±5%RH
	Resolution	0.1%RH		✓	✓
Atmospheric Pressure	Range	750hPa~1100hPa			✓
	Accuracy				±3 hPa
	Resolution	0.1hPa			✓
IP67		✓	✓	✓	
°C/°F Selection		✓	✓	✓	
Temperature Offset Settings		✓	✓	✓	
Humidity Offset Settings			✓	✓	
Pressure Offset Settings				✓	
Data Logging		60000	60000	60000	
Data Recall		✓	✓	✓	
USB Interface		✓	✓	✓	
Auto Record Time Setup		✓	✓	✓	
User Name Settings		✓	✓	✓	
Alarm Threshold		✓	✓	✓	
Start Mode Setup		✓	✓	✓	

GENERAL CHARACTERISTICS

Power	3.6V 1/2 AA Lithium Battery(ER14250) x 1
Product Color	Grey
Product Net Weight	52g
Product Size	122mmx30mmx24mm
Standard Accessories	Batteries, PC Software CD,Bracket,Screws
Standard Individual Packing	English Manual Batteries
Standard Quantity Per Carton	80 PCs
Standard Carton Measurement	575mm x 395mm x 250mm(0.056CBM Per Standard Carton)
Standard Carton Gross Weight	10.5Kg
Optional Accessories	Magnet Bracket (UT-B22)



■ UT331



■ UT332

SPECIFICATIONS

Specifications	Range	Best Accuracy		
		DATA HOLD	MAX MIN	USB
Model		UT331	UT332	
Temperature	Range	-20°C~70°C(-4°F~158°F)	√	√
	Accuracy	-20°C~0°C	±1°C	±1°C
		0°C~40°C	±0.5°C	±0.5°C
		40°C~70°C	±1°C	±1°C
Resolution	0.1°C/0.1°F	√	√	
Relative Humidity	Range	0%RH~100%RH	√	√
	Accuracy	10%RH~90%RH	±3.5%RH	±2.5%RH
		<10%RH or >90%RH	±5%RH	±5%RH
	Resolution	0.1%RH	√	√
Features				
°C/°F Selection		√	√	
Response Time	Around 10 Seconds	√	√	
Humidity Offset Settings		√	√	
Temperature Offset Settings		√	√	
Dew Point Offset Settings		√	√	
Auto Power Off		√	√	
Power Saving Mode			√	
Data Hold		√	√	
MAX/MIN		√	√	
Data Storage		100	100	
Data Recall		√	√	
USB Interface		√	√	
Auto Record Time Setup		√	√	
LCD Backlight		√	√	

GENERAL CHARACTERISTICS

Power	1.5V Batteries (LR03) × 4
LCD Size	26.5mm × 35.5 mm
Product Color	Red and Grey
Product Net Weight	130 g
Product Size	185mm × 54.8mm × 33.8mm
Standard Accessories	Batteries, USB Interface Cable, PC Software CD
Standard Individual Packing	Gift Box, English Manual
Standard Quantity Per Carton	40 PCs
Standard Carton Measurement	555mm × 430mm × 288 mm (0.069CBM Per Standard Carton)
Standard Carton Gross Weight	10 Kg



■ **UT337A**

SPECIFICATIONS



Specifications

Model	UT337A
CO Measure Range	0~1000ppm
Accuracy	±5% or 5ppm
Resolution	1ppm
Response Time	<60s (90% of reading)
Sensor Type	Electrochemical Gas Sensor (CO)
Sampling Method	Diffusion

Features

MAX Hold	✓
Alert Value Setup	✓
Audible Alert	✓
Virtual Alert	✓
Temperature Display	✓
Sensor Self-Test	✓
User Calibration	✓
Display Backlight	✓
Low Battery Indication	✓
Auto Power Off	✓

GENERAL CHARACTERISTICS

Power	AAA 1.5V × 4
LCD Size	26.5mm × 35.5 mm
Product Color	Red and Grey
Product Net Weight	140 g
Product Size	197mm × 54.8mm × 33.8mm
Standard Accessories	Batteries
Standard Individual Packing	Gift Box, English Manual
Standard Quantity Per Carton	60 PCs
Standard Carton Measurement	565mm × 430mm × 235 mm (0.057 CBM Per Standard Carton)
Standard Carton Gross Weight	15.6 Kg



■ **UT341**



■ **UT342**

SPECIFICATIONS



Specifications	Range	Best Accuracy	
Model		UT341	UT342
Iron Matrix Measurement	0µm~55µm	±3dgt	±3dgt
	56µm~1000µm	±(3.0%+1dgt)	±(3.0%+1dgt)
Aluminum Matrix Measurement	0µm~55µm		±3dgt
	56µm~1000µm		±(3.0%+1dgt)
Resolution	1µm	√	√
Features			
Maximum Display		9999	9999
Auto Power Off		√	√
Low Battery Indication		√	√
MAX/MIN		√	√
Data Storage		2000	2000
LCD Backlight		√	√
Measurement Mode	Continuous or Single Measurement	√	√
Key Mis-press Buzzer		√	√

GENERAL CHARACTERISTICS

Power	9V Battery(6LF22)
LCD Size	22mm × 22mm
Product Color	Red and Grey
Product Net Weight	144.2 g
Product Size	153mm × 110mm × 40mm
Standard Accessories	UT341-Battery, Standard Membrane Slice, Iron Matrix Slice, Carrying Bag
	UT342-Battery, Standard Membrane Slice, Iron Matrix Slice, Aluminum Matrix Slice, Carrying Bag
Standard Individual Packing	Gift Box, English Manual
Standard Quantity Per Carton	40 PCs
Standard Carton Measurement	620mm × 400mm × 245mm (0.061 CBM Per Standard Carton)
Standard Carton Gross Weight	13 Kg



■ UT351



■ UT352

SPECIFICATIONS

Specifications	Range	Best Accuracy	
		UT351	UT352
Model		UT351	UT352
Range	30~80dB	±1.5dB	±1.5dB
	50~100dB	±1.5dB	±1.5dB
	60~110dB	±1.5dB	±1.5dB
	80~130dB	±1.5dB	±1.5dB
Frequency	31.5Hz~8000Hz	✓	✓
Frequency Weighting	A&C	✓	✓
Sample Rate	FAST: 8 Times/s	✓	✓
	SLOW: 1 Times/s	✓	✓
Features			
Analogue Outputs	AC:0.707Vrms full scale;Output impedance: around 600Ω	✓	✓
	DC:2Vrms full scale;10mV/dB;Output impedance: around 100Ω	✓	✓
Data Hold		✓	✓
Auto Power Off		✓	✓
Low Battery Indication	≤4.8V	✓	✓
MAX Mode		✓	✓
MIN Mode		✓	✓
Data Storage			63
High Alarm	Display "OVER"	✓	✓
Lower Alarm	Display "UNDER"	✓	✓
LCD Backlight		✓	✓
Analogue Bar Graph	30~130dB	✓	✓

GENERAL CHARACTERISTICS

Power	1.5V Batteries(LR6) × 4
LCD Size	53mm × 41 mm
Product Color	Red and Grey
Product Net Weight	330 g
Product Size	273mm × 70mm × 39 mm
Standard Accessories	Batteries,Windscreen, Leather Box
Standard Individual Packing	Gift Box, English Manual
Standard Quantity Per Carton	30 PCs
Standard Carton Measurement	670mm × 415mm × 310mm (0.086 CBM Per Standard Carton)
Standard Carton Gross Weight	23 Kg



■ UT361



■ UT362

SPECIFICATIONS



Specifications	Range	Best Accuracy	
Model		UT361	UT362
Wind Speed Measurement	2m/s~10m/s 10m/s~30m/s	±(3%+0.5) ±(3%+0.8)	±(3%+0.5) ±(3%+0.8)
Wind Count Measurement (CMM)	0.001~9999 × 100	√	√
Wind Count Measurement (CFM)	0.001~9999 × 100	√	√
Temperature Measurement	0°C~40°C(32°F~104°F)	±3°C(±4°F)	±3°C(±4°F)
Features			
Maximum Display		9999	9999
Data Hold		√	√
Auto Power Off	Around 10 Minutes	√	√
Low Battery Indication	≤7.2 V	√	√
MAX Mode		√	√
MIN Mode		√	√
Data Storage		2044	2044
USB Interface			√
Auto Record Time Setup		√	√
Units Switch		√	√
LCD Backlight		√	√
Wind Speed Display	Display "VEL"	√	√
Wind Count Display	Display "FLOW"	√	√

GENERAL CHARACTERISTICS

Power	9V Alkaline Battery(6LF22)
LCD Size	57mm × 37mm
Product Color	Red and Grey
Product Net Weight	375 g
Product Size	162mm × 78mm × 30mm
Standard Accessories	UT361-Battery, Carrying Bag UT362-Battery, USB Interface Cable, PC Software CD, Carrying Bag
Standard Individual Packing	Gift Box, Carrying Bag, English Manual
Standard Quantity Per Carton	40 PCs
Standard Carton Measurement	650mm × 455mm × 395mm (0.12 CBM Per Standard Carton)
Standard Carton Gross Weight	27.7 Kg



UT370 SERIES

Non-Contact Tachometers

UT371 / UT372



■ UT371



■ UT372

SPECIFICATIONS

Specifications	Range	Best Accuracy	
		UT371	UT372
Model			
RPM Range	10RPM~99RPM	±(0.3%)	±(0.3%)
	100RPM~999RPM	±(0.04%+2)	±(0.04%+2)
	1000RPM~9999RPM	±(0.04%+2)	±(0.04%+2)
	10000RPM~99999RPM	±(0.04%+2)	±(0.04%+2)
Counts	Range:0~99999 Max. Input Frequency:10kHz, Bandwith:5%	√	√
Target Distance	50mm~ 200mm	√	√
Features			
Maximum Display		99999	99999
Data Hold		√	√
Auto Power Off	Around 15 Minutes	√	√
Low Battery Indication	≤4.8V	√	√
MAX Mode		√	√
MIN Mode		√	√
AVG Mode		√	√
USB Interface			√

GENERAL CHARACTERISTICS

Power	1.5V Alkaline Batteries(LR6) × 4
LCD Size	53mm × 41mm
Product Color	Red and Grey
Product Net Weight	100 g
Product Size	184mm × 56mm × 34mm
Standard Accessories	UT371 -Batteries,Reflecting UT372 -Batteries,Reflecting,USB Interface Cable,PC Software CD
Standard Individual Packing	Blister, English Manual
Standard Quantity Per Carton	20 PCs
Standard Carton Measurement	430mm × 300mm × 365mm (0.047 CBM Per Standard Carton)
Standard Carton Gross Weight	8 Kg



UT380 SERIES

Illuminometers

UT381 / UT382



UT381



UT382

SPECIFICATIONS

AUTO RANGE DATA HOLD MAX MIN USB

Specifications	Range	Best Accuracy	
Model		UT381	UT382
Illuminance Measurement(LUX)	20 Lux	±(3.0%+20)	±(3.0%+20)
	200 Lux	±(3.0%+8)	±(3.0%+8)
	2000 Lux	±(3.0%+8)	±(3.0%+8)
	20000 Lux	±(3.0%+8)	±(3.0%+8)
Illuminance Measurement(FC)	2 FC	✓	✓
	20 FC	✓	✓
	200 FC	✓	✓
	2000 FC	✓	✓
Features			
Display Count		2000	2000
Auto Range		✓	✓
Data Hold		✓	✓
Auto Power Off	Around 10 Minutes	✓	✓
Low Battery Indication	Around ≤7.1V	✓	✓
MAX Mode		✓	✓
MIN Mode		✓	✓
Data Storage		2044	2044
USB Interface			✓
Auto Record Time Setup		✓	✓
Real-Time Clock		✓	✓

GENERAL CHARACTERISTICS

Power	9V Alkaline Battery(6LF22)
LCD Size	22.5mm × 32.5mm
Product Color	Red and Grey
Product Net Weight	185 g
Product Size	195mm × 45mm × 26mm
Standard Accessories	UT381 -Battery, Carrying Bag UT382 -Battery, USB Interface Cable, PC Software CD, Carrying Bag
Standard Individual Packing	Blister, English Manual
Standard Quantity Per Carton	40 PCs
Standard Carton Measurement	600mm × 450mm × 330mm(0.089 CBM Per Standard Carton)
Standard Carton Gross Weight	14.3 Kg



■ **UT390B**



■ **UT391**

SPECIFICATIONS

Specifications		
Model	UT390B	UT391
Accuracy (m)	±2mm	±2mm
Measuring Distance (m)	0.05~45m	0.05~60m
Unit	m/in/ft	m/in/ft
Laser Class	635nm,<1mw,class II	635nm,<1mw,class II
Features		
Continuous Measurement		✓
Multiple Lines Display		3 lines
Selectable Reference		✓
MAX/MIN		✓
Add/Subtract	No	✓
Area/Volume/Pythagoras Theorem Calculation		✓
Data Storage	10	10
Buzzer Indication		✓
Display Backlight		✓
Error Indication		✓
Laser Power Level Indication		✓
Auto Power Off		Around 3minutes

GENERAL CHARACTERISTICS

Power	AAA 1.5V × 2
Product Color	Red and Grey
Product Net Weight	120g (Battery not included)
Product Size	112mm × 48mm × 25mm
Standard Accessories	Batteries
Standard Individual Packing	Clamshell, English Manual
Standard Quantity Per Carton	UT390B 96pcs, UT391 40pcs
Standard Carton Measurement	610mm × 385mm × 485mm (0.11 CBM Per Standard Carton)
Standard Carton Gross Weight	UT390B:25Kg , UT391:18Kg



■ UT392



■ UT393

SPECIFICATIONS

Specifications		
Model	UT392	UT393
Accuracy (m)	±1.5mm	±1.5mm
Measuring Distance (m)	0.05~80m	0.05~100m
Unit	m/in/ft	m/in/ft
Laser Class	635nm,<1mw,class II	635nm,<1mw,class II
Features		
Continuous Measurement	✓	
Multiple Lines Display	4 Lines	
Selectable Reference	✓	
MAX/MIN	✓	
Add/Subtract	✓	
Area/Volume/Pythagoras Theorem Calculation	✓	
Data Storage	20	50
Buzzer Indication	✓	
Display Backlight	✓	
Error Indication	✓	
Tripod Mount	✓	
Laser Power Level Indication	✓	

GENERAL CHARACTERISTICS

Power	AAA 1.5V × 2
Product Color	Red and Grey
Product Net Weight	175g (Battery not included)
Product Size	126mm × 54mm × 29mm
Standard Accessories	Carrying Bag, Battery
Standard Individual Packing	UT392-Giftbox, UT393-Giftbox, User Manual
Standard Quantity Per Carton	40 PCs
Standard Carton Measurement	610mm × 385mm × 485mm (0.11 CBM Per Standard Carton)
Standard Carton Gross Weight	18 Kg



UT505 SERIES

Handheld Insulation Resistance Testers

UT505A / UT505B (new)



■ UT505A



■ UT505B

SPECIFICATIONS

AUTO RANGE DATA HOLD TRUE RMS DAR PI

Specifications	Range	Best Accuracy		
		UT505A	UT505B	
Insulation Resistance(Ω)	50V	50V/100V/250V/500V/1000V	0%~10%	0%~10%
		0.01MΩ~50.0MΩ	±(3%+5)	±(3%+3)
		50.0MΩ~1.0GΩ		±(3%+3)
	100V	1.0GΩ~10GΩ		±(10%+3)
		0.01MΩ~100.0MΩ	±(3%+5)	±(3%+3)
		100.0MΩ~1.0GΩ		±(3%+3)
	250V	1.0GΩ~20GΩ		±(10%+3)
		0.01MΩ~200.0MΩ	±(1.5%+5)	±(1.5%+5)
		200.0MΩ~1.0GΩ		±(1.5%+5)
	500V	1.0GΩ~50GΩ		±(10%+3)
		0.01MΩ~500MΩ	±(1.5%+5)	±(1.5%+5)
		500MΩ~1.0GΩ		±(1.5%+5)
	1000V	1.0GΩ~100GΩ		±(10%+3)
		0.1MΩ~2000MΩ	±(1.5%+5)	±(1.5%+5)
		2.0GΩ~9.9GΩ	±(10%+3)	±(5%+3)
10.0GΩ~20GΩ		±(20%+10)	±(7%+3)	
20GΩ~200GΩ			±(20%+3)	
Load Current		50V(R=50KΩ) 1mA	0%~10%	0%~10%
	100V(R=100KΩ) 1mA	0%~10%	0%~10%	
	250V(R=250KΩ) 1mA	0%~10%	0%~10%	
	500V(R=500KΩ) 1mA	0%~10%	0%~10%	
	1000V(R=1MΩ) 1mA	0%~10%	0%~10%	
Short Circuit Current		<2mA	<2mA	
Leakage Current(A)	10 ~ 2000 μA		±(10%+3)	
Low Resistance (Ω)	0.01Ω~20.00kΩ(about 5.0V/>200mA)	±(1.5%+3)		
	0.01Ω~100Ω(about 5.0V/>200mA/20mA Optional)		±(1.5%+3)	
General Resistance (Ω)	0.01kΩ~1000kΩ		±(3%+2)	
DC Voltage (V)	0.0V~600.0V	±(2%+3)	±(2%+2)	
AC Voltage (V)	0.0V~600.0V	±(2%+3)	±(2%+3)	
Frequency(Hz)	45~450 Hz		±(0.1%+3)	
Capacitance(F)	100 pF ~10 μF		±(5%+5)	

Features

Features	UT505A	UT505B
Display Count	6000	6000
Auto Range	√	√
True RMS	√	√
Step Voltage	10% Steps at 50% ~ 120% of range	√
DAR	60s/15s and 60s/30s	√
PI	√	√
Timer	√	√
High Voltage Indication	√	√
Auto Discharge	√	√
Fuse Self Test	√	√
Analogue Bar Graph	√	√
Auto Power Off	√	√
Continuity Buzzer	√	√
Data Hold	√	√
Data Storage	99	99
Comparison	√	√
LCD Backlight	√	√
Low Battery Indication	√	√

GENERAL CHARACTERISTICS

Power	1.5V Batteries (LR6) × 6
LCD Size	78mm x 59mm
Product Color	Red and Grey
Product Net Weight	630g
Product Size	103mm x 225mm x 59 mm
Standard Accessories	Test Lead, Probe, Alligator Clip, Batteries
Standard Individual Packing	Carrying Bag, Gift Box, English Manual
Standard Quantity Per Carton	20 PCs
Standard Carton Measurement	515mm × 380mm × 385mm (0.075 CBM Per Standard Carton)
Standard Carton Gross Weight	20 Kg
Optional Accessories	Remote Test Lead



UT500 SERIES Insulation Resistance Testers

UT501A / UT501B / UT502A



EN 61010-1
EN 61010-2-030
EN 61326-1



■ UT501A



■ UT501B



■ UT502A

SPECIFICATIONS



Specifications	Range	Best Accuracy			
Model		UT501A	UT501B	UT502A	
Insulation Resistance(Ω)	Test Voltages	100V/250V/500V/1000V	0%~10%		
		250V/500V/1000V		0%~10%	
		500V/1000V/1000V			0%~10%
	100V	0.00MΩ~100MΩ	±(3%+5)		
		0.00MΩ~99.9MΩ	±(3%+5)	±(3%+5)	±(3%+5)
	250V	100MΩ~5.0GΩ	±(5%+5)	±(5%+5)	±(5%+5)
		0.00MΩ~99.9MΩ	±(3%+5)	±(3%+5)	±(3%+5)
	500V	100MΩ~5.0GΩ	±(5%+5)	±(5%+5)	±(5%+5)
		0.00MΩ~99.9MΩ	±(3%+5)	±(3%+5)	±(3%+5)
	1000V	100MΩ~5.0GΩ	±(5%+5)	±(5%+5)	±(5%+5)
		0.00MΩ~99.9MΩ			±(3%+5)
	2500V	100MΩ~9.9GΩ			±(5%+5)
10.0GΩ~20.0GΩ				±(10%+5)	
50V(R=50kΩ) 1mA		0%~10%	0%~10%	0%~10%	
Load Current	100V(R=100kΩ) 1mA	0%~10%	0%~10%	0%~10%	
	250V(R=250kΩ) 1mA	0%~10%	0%~10%	0%~10%	
	500V(R=500kΩ) 1mA	0%~10%	0%~10%	0%~10%	
	1000V(R=1MΩ) 1mA	0%~10%	0%~10%	0%~10%	
	2500V(R=1MΩ) 1mA			0%~10%	
Short Circuit Current		<2mA	<2mA	<2mA	
Low Resistance (Ω)	0.01Ω~200Ω (about 5.0V/>200mA)		±(2%+3)	±(2%+3)	
AC Voltage (V)	30V~750V	±(2%+3)			
	30V~600V		±(2%+3)	±(2%+3)	
Features					
Display Count		2000	2000	2000	
DAR	60s/15s and 60s/30s		✓	✓	
PI			✓	✓	
Auto Range		✓	✓	✓	
Low Battery Indication		✓	✓	✓	
LCD Backlight		✓	✓	✓	
Alarm Indication		✓	✓	✓	
Alarm Buzzer		✓	✓	✓	
High Voltage Indication		✓	✓	✓	
Over Load Indication		✓	✓	✓	
Auto Discharge		✓	✓	✓	
Test Voltages Vice Display		✓	✓	✓	
10MΩ Internal Resistance Test		✓	✓	✓	

GENERAL CHARACTERISTICS

Power	1.5V Batteries(LR6) × 6
LCD Size	70.6mm × 34mm
Product Color	Red and Gray
Product Net Weight	500 g
Product Size	150mm × 100mm × 71mm
Standard Accessories	Batteries,Probe,Alligator Clip,Test Lead,Gallus
Standard Individual Packing	Gift Box, English Manual
Standard Quantity Per Carton	20 PCs
Standard Carton Measurement	500mm × 380mm × 330mm (0.063 CBM Per Standard Carton)
Standard Carton Gross Weight	18.5 Kg



UT510 SERIES Insulation Resistance Testers

UT511 / UT512 / UT513A



EN 61010-1
EN 61010-2-030
EN 61326-1



■ UT511



■ UT512



■ UT513A

SPECIFICATIONS

Specifications	Range	Best Accuracy			
		UT511	UT512	UT513A	
Model					
Insulation Resistance(Ω)	Test Voltages	100V/250V/500V/1000V 500V/1000V/1500V/2500V 500V/1000V/2500V/5000V	0%~10%	0%~20%	0%~20%
	100V	0.1M Ω ~500M Ω	$\pm(3\%+5)$		
	250V	0.5M Ω ~2G Ω 1M Ω ~4G Ω	$\pm(3\%+5)$ $\pm(3\%+5)$		
	500V	0.5M Ω ~5G Ω 0.5M Ω ~20G Ω		$\pm(3\%+5)$	$\pm(3\%+5)$
	1000V	2M Ω ~10G Ω 1.0M Ω ~40G Ω	$\pm(3\%+5)$	$\pm(3\%+5)$	$\pm(3\%+5)$
	1500V	5M Ω ~20G Ω		$\pm(3\%+5)$	
	2500V	10M Ω ~100G Ω		$\pm(3\%+5)$	
	5000V	2.5M Ω ~100G Ω 5.0M Ω ~1000G Ω			$\pm(3\%+5)$ $\pm(3\%+5)$
	Short Circuit Current		<2mA	<1.8mA	<3.5mA
	DC Voltage (V)	1000V 600V	$\pm(2\%+3)$		$\pm(2\%+3)$
AC Voltage (V)	750V 600V	$\pm(2\%+3)$	$\pm(2\%+5)$	$\pm(2\%+3)$	
Low Resistance (Ω)	0.1 Ω ~999.9 Ω	$\pm(1\%+3)$			
Features					
Auto Range		✓	✓	✓	
Auto Power Off		✓	✓	✓	
Secondary Display				✓	
Low Battery Indication		✓	✓	✓	
Data Storage		18	18	18	
Comparison		✓	✓	✓	
Polarization Index(PI)		✓	✓	✓	
Dielectric Absorption (DAR)		✓	✓	✓	
USB Interface			✓	✓	
LCD Backlight		✓	✓	✓	
Analogue Bar Graph		30	30	30	
Over Range Warning		✓	✓	✓	
High Voltage Indication		✓	✓	✓	
Timer	Around 30 minutes Around 15 minutes	✓	✓	✓	

GENERAL CHARACTERISTICS

Power	1.5V Batteries(LR14)×8
LCD Size	123mm × 58mm
Product Color	Red and Gray
Product Net Weight	UT511-1.2Kg, UT512-1.8Kg, UT513A-2Kg
Product Size	202mm×155mm×94mm
Standard Accessories	UT511-2PCs of one plug test lead to one alligator clip(Black and Green), 1 PC of twoplugs test lead to one alligator clip(Red), Batteries UT512/UT513A-2PCs of one plug test lead to one alligator clip(Black and Green), 1 P of two plugs test lead to one alligator clip(Red), Batteries, USB Cable,PC Software CD, Power Adaptor
Standard Individual Packing	Gift Box, Tool Box, English Manual
Standard Quantity Per Carton	4 PCs
Standard Carton Measurement	505mm × 345mm × 345mm (0.060CBM Per Standard Carton)
Standard Carton Gross Weight	UT511-14.Kg, UT512-16.9Kg, UT513A-18.5Kg
Optional Accessories	Power Adaptor(UT511 only)



UT520 SERIES
Earth Ground Testers
 UT521 / UT522



EN 61010-1
 EN 61010-2-030
 EN 61326-1



■ UT521



■ UT522

SPECIFICATIONS



Specifications	Range	Best Accuracy	
Model		UT521	UT522
Earth Resistance (Ω)	0~20Ω	±(2%+10)	
	0~200Ω	±(2%+3)	
	0~2000Ω	±(2%+3)	
	0~40Ω		±(2%+20)
	0~400Ω		±(2%+3)
	0~4000Ω		±(2%+3)
AC Earth Voltage (V)	0~200V	±(1%+4)	
	0~400V		±(1%+6)
	Frequency:50Hz/60Hz	✓	✓
Features			
Display Count		2000	4000
Manual Range		✓	✓
Auto Power Off	Around 10 Minutes	✓	✓
Low Battery Indication		✓	✓
Data Hold		✓	✓
Data Storage		20	20
LCD Backlight		✓	✓
Full Icon Display		✓	✓
Double Insulation Protection		✓	✓
Contact Badness Display	Port C or Port E don't contact Display"----Ω"	✓	✓
Over-Range Display	Display "OL"	✓	✓
Simple 2-Wires Testing		✓	✓
Precision 3-Wires Testing		✓	✓

GENERAL CHARACTERISTICS

Power	1.5V Batteries(LR6) × 6
LCD Size	70.6mm × 34mm
Product Color	Red and Gray
Product Net Weight	560 g
Product Size	160mm × 100mm × 70.5mm
Standard Accessories	Batteries, Carrying Bag, Test Lead, Simple Test Lead, Test Probe
Standard Individual Packing	Gift Box, English Manual
Standard Quantity Per Carton	8 PCs
Standard Carton Measurement	530×300×350mm (0.056 CBM Per Standard Carton)
Standard Carton Gross Weight	19.8 Kg



UT520 SERIES Multifunction Electric Meters

UT525 / UT526



EN61010-1
EN61010-2-030
EN61326-1



■ UT525



■ UT526

SPECIFICATIONS



Specifications		Range	Best Accuracy	
Model			UT525	UT526
Insulation Resistance(Ω)	Test Voltages	100V/250V/500V 250V/500V/1000V	$\pm 10\%$	$\pm 10\%$
	100V	0.05M Ω ~200M Ω	$\pm(5\%+5)$	$\pm(5\%+5)$
	250V	0.05M Ω ~200M Ω	$\pm(5\%+5)$	$\pm(5\%+5)$
	500V	0.05M Ω ~200M Ω	$\pm(5\%+5)$	$\pm(5\%+5)$
	1000V	0.05M Ω ~300M Ω 0.05M Ω ~500M Ω		$\pm(5\%+5)$ $\pm(5\%+5)$
	Test Current	100V(R=100k Ω) 1mA 250V(R=250k Ω) 1mA 500V(R=500k Ω) 1mA 1000V(R=1M Ω) 1mA	$\pm 10\%$ $\pm 10\%$ $\pm 10\%$ $\pm 10\%$	$\pm 10\%$ $\pm 10\%$ $\pm 10\%$ $\pm 10\%$
	Short Circuit Current:	<2mA	✓	✓
RCD	Operational Voltage(Freq.)	220V(45Hz~65Hz)	$\pm 10\%$	$\pm 10\%$
	Test Current	10mA/30mA/100mA/300mA	0~20%	0~20%
	Trip Time	0ms~2000ms,1 Δ n Genetal(10mA) 0ms~500ms,1 Δ n Genetal(300mA) 0ms~300ms,1 Δ n Genetal(100mA,300mA)	$\pm(5\%+2)$	$\pm(5\%+2)$
Low Resistance Continuity	Range	0.00 Ω ~200 Ω 0.00 Ω ~2000 Ω	$\pm(2\%+5)$	$\pm(2\%+5)$
	Test Voltage	Around 5.0V	✓	✓
	Test Current	>200mA(R<2 Ω)	✓	✓
Voltage Measurement(V)	DC Voltage	0~440V	$\pm(5\%+2)$	$\pm(5\%+2)$
	AC Voltage	0~440V	$\pm(5\%+2)$	$\pm(5\%+2)$
	Frequency (Reference Only)		✓	✓
Features				
Display Count			10000	10000
Manual Range			✓	✓
Phase Switch(RCD)	0°and 180°		✓	✓
Low Battery Indication			✓	✓
Automatically Selects DCV or ACV			✓	✓
Red Warning Lights			✓	✓

GENERAL CHARACTERISTICS

Power	1.5V Batteries(LR6) × 6
LCD Size	71mm × 34mm
Product Color	Red and Gray
Product Net Weight	380 g
Product Size	160mm × 100mm × 71mm
Standard Accessories	Test Lead,Batteries, Carrying Bag, Alligator Clip
Standard Individual Packing	Gift Box, English Manual
Standard Quantity Per Carton	20 PCs
Standard Carton Measurement	400mm × 430mm × 335mm (0.063 CBM Per Export Carton)
Standard Carton Gross Weight	23.1 Kg



UT520 SERIES Safety Testers

UT527 / UT528



EN 61010-1
EN 61010-2-030
EN 61326-1



■ UT527



■ UT528

SPECIFICATIONS

Specifications	Range	Best Accuracy
Model		UT527
Insulation Resistance	Test Voltages	250V/500V
	Class I PASS Value	1MΩ
	Class II PASS Value	2MΩ
	Cord PASS Value	2MΩ
	Test Current	(R=500kΩ): >1mA
	Short-Circuit Current	<3mA
Ground Resistance	Class I PASS Value	0.2Ω
	Cord PASS Value	0.2Ω
	Test Current	>200mA (R<2Ω)
	Measuring Voltage(DC)	5V
Cord Test	Correct Wiring	√ Cord Fault
	Open Circuit, Short Circuit, Reverse Polarity	× Cord Fault
	Test Voltage	AC220V
Out with Testing	Normal	Show "LN√, LE√, NE√"
	Off Ground	Show "LN×, LE×, NE×"
	Out Zero Line	Show "LN×, LE√, NE×"
Features		
Display Count		2000
Auto Power Off		√
Low Battery Indication		√

Specifications	Range	Best Accuracy
Model		UT528
Insulation Resistance	Test Voltages	250V/500V
	0.02MΩ~19.99MΩ	
	Test Current	(R=500kΩ): >1mA
	Short-Circuit Current	<3mA
Ground Resistance	0.00Ω~19.99Ω	
	Test Current	>200mA(R<2Ω)
	Measuring Voltage(DC)	5V
	Correct Wiring	√ Good
Cord Test	Open Circuit, Short Circuit, Reverse Polarity	× Fail
	Test Voltage	AC 220V
	Out with Testing	Show "LN√, LE√, NE√"
Leakage Test	0.10~10.5mA	
	Test Voltage	50Vrms
	Measuring Frequency(AC)	50Hz
Features		
Display Count		2000
Auto Power Off		√
Low Battery Indication		√

GENERAL CHARACTERISTICS

Power	1.5V Batteries(LR14) × 6
LCD Size	136mm × 47mm
Product Color	Red and Gray
Product Net Weight	970 g
Product Size	210mm × 178mm × 90mm
Standard Accessories	Batteries, Test Cord, Alligator Clip
Standard Individual Packing	Gift Box, English Manual, Tool Box
Standard Quantity Per Carton	4 PCs
Standard Carton Measurement	505mm × 345mm × 345mm (0.06 CBM Per Standard Carton)
Standard Carton Gross Weight	13.2 Kg



UT520 SERIES Multifunction Insulation Resistance Testers

UT529A / UT529B / UT529C



■ UT529A



■ UT529B



■ UT529C

SPECIFICATIONS

Specifications	Range	Best Accuracy			
		UT529A	UT529B	UT529C	
Model					
Insulation Resistance(Ω)	Test Voltages	100V/250V/500V 250V/500V/1000V	$\pm 10\%$	$\pm 10\%$	$\pm 10\%$
	Range	0.05M Ω ~110M Ω	$\pm (5\%+5)$		
		0.05M Ω ~250M Ω			$\pm (5\%+5)$
		0.05M Ω ~275M Ω	$\pm (5\%+5)$	$\pm (5\%+5)$	
		0.05M Ω ~500M Ω			$\pm (5\%+5)$
		0.05M Ω ~550M Ω	$\pm (5\%+5)$	$\pm (5\%+5)$	$\pm (5\%+5)$
		0.05M Ω ~1G Ω		$\pm (5\%+5)$	$\pm (5\%+5)$
Short Circuit Current:	<2mA	✓	✓	✓	
Low Resistance Continuity(Ω)	Range	2 Ω /20 Ω /100 Ω	$\pm (2\%+5)$	$\pm (2\%+5)$	$\pm (2\%+5)$
	Test Open DC Voltage	5V	✓	✓	✓
	Test Current(MAX)	250mA	✓	✓	✓
AC Voltage and Frequency	AC Voltage (Freq.)	0V~600V(50Hz~60Hz)	$\pm (3\%+5)$	$\pm (3\%+5)$	$\pm (3\%+5)$
	Frequency Range	50Hz~400Hz			$\pm (1\%+3)$
DC Voltage (V)	Range	-600V~600V	$\pm (3\%+5)$	$\pm (2\%+5)$	$\pm (3\%+5)$
Ground Resistance (Ω)	Range	20 Ω	$\pm (3\%+10)$	$\pm (3\%+10)$	
		200 Ω /2000 Ω	$\pm (3\%+3)$	$\pm (3\%+3)$	
		40 Ω			$\pm (3\%+20)$
		400 Ω /4000 Ω			$\pm (3\%+3)$
AC Earth Voltage (Freq.)	0V~600V(45Hz~65Hz)		$\pm (3\%+5)$	$\pm (3\%+5)$	$\pm (3\%+5)$
Capacitance (F)	Range	0 μ ~20 μ F	$\pm (3\%+10)$	$\pm (3\%+10)$	$\pm (3\%+10)$
	Test Frequency	400Hz	✓	✓	✓
Features					
Display Count			10000	10000	10000
Auto Range			✓	✓	✓
Simple 2-Wires Testing	Ground Resistance Only		✓	✓	✓
Precision 3-Wires Testing	Ground Resistance Only		✓	✓	✓
Auto Power Off			✓	✓	✓
Low Battery Indication			✓	✓	✓
Data Hold				✓	✓
LCD Backlight			✓	✓	✓
High Voltage Indication			✓	✓	✓
Input Protection			✓	✓	✓
Data Logging					20

GENERAL CHARACTERISTICS

Power	1.5V Batteries(LR6) × 8
LCD Size	125mm × 37mm
Product Color	Red and Gray
Product Net Weight	1000 g
Product Size	210mm × 175mm × 90mm
Standard Accessories	Batteries, Carrying Bag, Simple Test Lead With Clips (double plugs x 1, single plug x 1), Standard Test Lead with Clips (20M red x 1, 10M yellow x 1, 5M green x 1), Test Probe x 2, Alligator clip with Test Lead
Standard Individual Packing	Gift Box, English Manual
Standard Quantity Per Carton	4 PCs
Standard Carton Measurement	545×370×295mm (0.06CBM Per Standard Carton)
Standard Carton Gross Weight	15 Kg



EN 61010-1
EN 61326-1



■ UT531



■ UT532



■ UT533

SPECIFICATIONS

AUTO RANGE DATA HOLD USB

Specifications	Range	Best Accuracy			
Model		UT531	UT532	UT533	
Insulation Resistance(Ω)	Test Voltage	500V/1000V	0%~10%		
		250V/500V/1000V		0%~10%	
		50V/100V/500V/1000V/2500V			0%~10%
	50V	0.1MΩ~50.0MΩ			±(3%+5)
	100V	0.1MΩ~100.0MΩ			±(3%+5)
	250V	0.2MΩ~99.9MΩ		±(3%+5)	±(3%+5)
		100MΩ~250MΩ		±(3%+5)	±(3%+5)
	500V	0.5MΩ~99.9MΩ	±(3%+5)	±(3%+5)	±(3%+5)
		100MΩ~500MΩ	±(3%+5)	±(3%+5)	±(3%+5)
	1000V	4.0MΩ~99.9MΩ	±(3%+5)	±(3%+5)	±(3%+5)
100MΩ~600MΩ		±(3%+5)			
100MΩ~999MΩ			±(3%+5)	±(3%+5)	
Short-Circuit Current	<2mA	√	√	√	

Multimeter Specifications

DC Voltage (V)	60mV/600mV/6V/60V/600V/1000V	±(0.3%+4)	±(0.3%+4)	±(0.3%+4)
AC Voltage(50Hz~1kHz)	6V/60V/600V/1000V	±(1%+3)	±(1%+3)	±(1%+3)
DC Current (A)	60mA/600mA	±(1.0%+2)	±(1.0%+2)	±(1.0%+2)
AC Current(50Hz~1kHz)	60mA/600mA	±(1.5%+2)	±(1.5%+2)	±(1.5%+2)
Resistance (Ω)	600Ω/6kΩ/60kΩ/600kΩ/6MΩ/40MΩ	±(0.9%+2)	±(0.9%+2)	±(0.9%+2)
Capacitance (F)	10nF/100nF/1μF/10μF/100μF	±(3%+5)	±(3%+5)	±(3%+5)
Frequency (Hz)	60Hz/600Hz/6kHz/60kHz/600kHz/1MHz	±(0.1%+3)	±(0.1%+3)	±(0.1%+3)
Temperature (°C)	-40°C ~ 537°C		±(1%+10)	±(1%+10)
Temperature (°F)	-40°F~998°F		±(1%+18)	±(1%+18)

Features

Display Count		6000	6000	6000
Auto Range		√	√	√
True RMS		√	√	√
Diode		√	√	√
Auto Power Off		√	√	√
Continuity Buzzer		√	√	√
Low Battery Indication		√	√	√
Data Hold		√	√	√
MAX/MIN		√	√	√
Data Logging		99	99	99
LCD Backlight		√	√	√
Full Icon Display		√	√	√

GENERAL CHARACTERISTICS

Power	1.5V Alkaline Batteries(LR6)×6
LCD Size	81mm X 46mm
Product Color	Red and Grey
Product Net Weight	505g
Product Size	96.7mm X 202.8mm X46 mm
Standard Accessories	UT531-Batterise, Test Lead, Alligator Clip, Carrying Bag UT532/533-Batterise, Test Lead, Alligator Clip, Point Contact Temperature Probe, Carrying Bag
Standard Individual Packing	Gift Box, English Manual
Standard Quantity Per Carton	20 pcs
Standard Carton Measurement	460×400×368mm(0.068 CBM Per Standard Carton)
Standard Carton Gross Weight	22.2Kg



UT572 SERIES

Advance Earth Resistance Testers

UT572



EN 61010-1
EN 61010-2-030
EN 61326-1



■ UT572

SPECIFICATIONS



Specifications	Range	Best Accuracy
Model		UT572
Earth Resistance(Re)	4Ω	±(3%+15)
	40Ω	
	400Ω	
	4kΩ	
	40kΩ	±(3%+5)
Soil Resistivity(ρ)	4Ω	ρ = 2 × π × L × Re (Depending on the test result of Re)
	40Ω	
	400Ω	
	4kΩ	
	40kΩ	
Disturbance Voltage (Ust)	50V(DC test or AC test at 40Hz~500Hz)	±(3%+3)
Disturbance Frequency (Fst)	40Hz~500Hz	±(1%+2)
Features		
2/3/4 Wire Test		✓
Earth Resistance Test Frequency	94/128Hz	✓
Soil Resistivity Test Distances	1~40m	✓
Earth Resistance RH and RS Test		✓
Compensating Resistance RK Test		✓
Data Storages	20	✓
LCD Backlight		✓
Auto Power Off	Around 5 Minutes	✓
Low Battery Indication	≤9.5V	✓

GENERAL CHARACTERISTICS

Power	1.5V Batteries(LR6) × 8
LCD Size	125mm × 37mm
Product Color	Red and Grey
Product Net Weight	1100 g
Product Size	210mm × 175mm × 90 mm
Standard Accessories	Batteries, Simple Test Lead with Alligator Clips(double plugs x 1, single plug x 1), Standard Test Lead with Alligator Clips(40m red x 1, 20m red x 1, 20m black x 1, 10m yellow x 1, 5m green x 1), Earth Spike x 2
Standard Individual Packing	Gift Box, Carrying Bag, Tool Box, English Manual
Standard Quantity Per Carton	2 PCs
Standard Carton Measurement	475×378×355mm (0.064 CBM Per Standard Carton)
Standard Carton Gross Weight	15 Kg



EN 61010-1
EN 61326-1



■ UT581



■ UT582

SPECIFICATIONS

Specifications	Range	Best Accuracy			
		UT581	UT582		
Model					
RCD Measurement	Range Select				
	× 1/2	10mA/20mA/30mA/100mA/300mA/500mA	1000mS	✓	✓
	× 1	10mA/20mA/30mA/100mA/300mA	1000mS	✓	✓
		500mA	300mS	✓	✓
	× 5	10mA/20mA/30mA	1000mS	✓	✓
	250mA	250mA	40mS	✓	
	AUTO RAMP	10mA/20mA/30mA/100mA/300mA/500mA	300mS		✓
	Trip Current Accuracy			±10	±10
	Trip Time Accuracy			±(0.6%+4)	±(0.6%+4)
	Trip Time Resolution	1mS		✓	✓
Operational Voltage(Freq.)	195V~253V(50Hz)		✓	✓	
Features					
Display Count		1000	1000		
Phase Switch	0° and 180°	✓	✓		
Connections Check Function	Lamps Indication	✓	✓		
AUTO RAMP Function	Test the trip time and trip current		✓		
Disconnect Buzzer		✓	✓		
Over-Range Display	OL	✓	✓		
Fused		✓	✓		
Mis-Operation Buzzer		✓	✓		
Power off Buzzer		✓	✓		
Full Icon Display		✓	✓		

GENERAL CHARACTERISTICS

Power	No Battery is required
LCD Size	71mm × 34mm
Product Color	Red and Gray
Product Net Weight	400 g
Product Size	160mm × 100mm × 71mm
Standard Accessories	Test Lead, Carrying Bag
Standard Individual Packing	Gift Box, English Manual
Standard Quantity Per Carton	20 PCs
Standard Carton Measurement	440mm × 430mm × 335mm (0.063 CBM Per Export Carton)
Standard Carton Gross Weight	20.5 Kg



EN61010-1
EN61010-2-030
EN61326-1



■ UT583



■ UT585



■ UT586

SPECIFICATIONS

Specifications	Range	Best Accuracy				
		UT583	UT585	UT586		
Model						
RCD Measurement	Range Select	Rated Operating Current	Trip Time	✓	✓	✓
	× 1/2	10mA/20mA/30mA/100mA/300mA/500mA	1000mS	✓	✓	
		10mA/20mA/30mA/100mA/200mA/300mA/500mA/1000mA	2000mS			✓
		10mA/20mA/30mA/100mA/300mA/500mA	1000mS	✓	✓	
	× 1	10mA/20mA/30mA/100mA/200mA/300mA	1000mS			✓
		10mA/20mA/30mA/100mA/200mA/300mA	1000mS			✓
		500mA/1000mA	200mS			✓
	× 2	10mA/20mA/30mA/100mA/300mA	1000mS	✓	✓	
		10mA/20mA/30mA/100mA/200mA/300mA/500mA	200mS			✓
		10mA/20mA/30mA/100mA	300mS	✓		
	× 5	10mA/20mA/30mA/100mA/200mA	300mS		✓	
		10mA/20mA/30mA/100mA/200mA	200mS			✓
AUTO RAMP	10mA/20mA/30mA/100mA/300mA/500mA	300mS	✓	✓		
MANUAL RAMP	10mA/20mA/30mA/100mA/200mA/300mA/500mA/1000mA	300mS			✓	
		10mA/20mA/30mA/100mA/200mA/300mA/500mA/1000mA	300mS		✓	
				±10%	±10%	±10%
				±(0.6%+4)	±(0.6%+4)	±(0.6%+4)
				1mS	1mS	1mS
				±10%	±10%	±10%
Operational Voltage(Freq.)	230V(50Hz)			±(5%+2)	±(5%+2)	±(5%+2)
AC Voltage (V) (Freq.)	60V~400V (50~60Hz)					
Features						
Auto Power Off				✓	✓	✓
Low Battery Indication				✓	✓	✓
Data Hold				✓	✓	✓
LCD Backlight				✓	✓	✓
Contact Voltage Automatic Detection				✓	✓	✓
Over-Temperature Detection				✓	✓	✓
Lock Test Function					✓	✓
Connections Check Function	Lamps Indication			✓	✓	✓
Fuse Security				✓	✓	✓

GENERAL CHARACTERISTICS

Power	1.5V Batteries (LR6) × 8
LCD Size	125mm × 37mm
Product Color	Red and Gray
Product Net Weight	1000 g
Product Size	210mm × 175mm × 90mm
Standard Accessories	Batteries, Test Lead
Standard Individual Packing	Gift Box, Tool Box, English Manual
Standard Quantity Per Carton	4 PCs
Standard Carton Measurement	505mm × 345mm × 345mm (0.06 CBM Per Standard Carton)
Standard Carton Gross Weight	13 Kg



■ UT601



■ UT602



■ UT603

SPECIFICATIONS

Specifications	Range	Best Accuracy		
		UT601	UT602	UT603
Model				
Resistance(Ω)	20Ω/200Ω/2kΩ/20kΩ/200kΩ/2MΩ/20MΩ/200MΩ/2000MΩ	±(0.8%+1)		
	20Ω/200Ω/2kΩ/20kΩ/200kΩ/2MΩ/20MΩ/2000MΩ		±(0.8%+1)	
	200Ω/2kΩ/20kΩ/200kΩ/2MΩ/20MΩ			±(0.8%+1)
Capacitance (F)	200pF/2nF/20nF/200nF/2uF/20uF/200uF/2mF/20mF	±(0.5%+10)		
	2nF/20nF/200nF/2uF/20uF/200uF/600uF			±(1%+5)
Inductance (H)	2mH/20mH/200mH/2H/20H/200H		±(2%+8)	
	2mH/20mH/200mH/2H/20H			±(2%+8)
Features				
Display Count		2000	2000	2000
Manual Range		✓	✓	✓
Diode		✓	✓	✓
Transistor		✓	✓	✓
Continuity Buzzer		✓	✓	✓
Low Battery Indication		✓	✓	✓
Data Hold			✓	

GENERAL CHARACTERISTICS

Power	9V Battery(6F22)
LCD Size	61 × 32 mm
Product Color	Red and Grey
Product Net Weight	UT601/UT602 -310g, UT603 -312g
Product Size	172mm × 83mm × 38mm
Standard Accessories	Battery, Test Clip,Holster
Standard Individual Packing	Gift Box, English Manual
Standard Quantity Per Carton	40 PCs
Standard Carton Measurement	645×450×340mm (0.099 CBM Per Standard Carton)
Standard Carton Gross Weight	19.5 Kg



■ UT611



■ UT612

SPECIFICATIONS

Specifications	Range	Best Accuracy	
		UT611	UT612
Model			
Inductance (H)	600μH~200H 20μH~2000H	±(0.4%+2)	±(0.5%+5)
Capacitance (F)	600pF~10mF 200pF~20mF	±(0.4%+2)	±(0.5%+5)
Resistance (Ω)	60Ω~20MΩ 20Ω~200MΩ	±(0.4%+2)	±(0.3%+5)
Test Frequency (Hz)	100Hz/120Hz/1kHz/10kHz 100Hz/120Hz/1kHz/10kHz/100kHz	✓	✓
Operational Voltage	0.5Vrms 0.6Vrms	✓	✓
Test Parameters	L/C/R/DCR/Q/D/θ/ESR	✓	✓
Features			
Display Count		6000	20000
D/Q Display Count		1000	2000
D/Q Resolution	0.001	✓	✓
Auto Range		✓	✓
Real-Time Display Test Frequency		✓	✓
Measurement Mode	Series/Parallel	✓	✓
Auto Power Off		✓	✓
Low Battery Indication	≤6.8V	✓	✓
Data Hold		✓	✓
Relative Mode		✓	✓
USB Interface			✓
USB Interface/PC Data Records			60000
Data Storage		1000	
LCD Backlight		✓	✓
Analogue Bar Graph		31	26
Deviation Ratio Measurement			✓
Comparison Function		✓	✓
Calibration Function		✓	✓
Output Impedance	120Ω	✓	✓
Auto LCR Smart Check and Measurement		✓	✓

GENERAL CHARACTERISTICS

Power	9V Battery(6F22) or USB
LCD Size	40mm × 63mm
Product Color	Red and Grey
Product Net Weight	374 g
Product Size	96mm×193mm×47mm
Standard Accessories	Battery,SMD Test Clamp,USB Interface Cable,PC Software CD (UT612 Only) ,Multi-Purpose Socket
Standard Individual Packing	Gift Box, English Manual
Standard Quantity Per Carton	24 PCs
Standard Carton Measurement	600×370×474mm (0.105 CBM Per Standard Carton)
Standard Carton Gross Weight	25.4 Kg
Optional Accessories	USB Power Adapter



SPECIFICATIONS

AUTO RANGE USB

Specifications	Range	Best Accuracy	
Model		UT620A	UT620B
Resolution		10μΩ	1μΩ
Resistance(Ω)	120.00mΩ/5A	±(0.25%+25)	
	60.000mΩ/10A		±(0.25%+25)
	600.00mΩ/1A	±(0.25%+25)	±(0.01%+20)
	6.0000 Ω/100mA	±(0.25%+25)	±(0.01%+20)
	60.000Ω/10mA	±(0.25%+25)	±(0.01%+20)
	600.00Ω/1mA	±(0.25%+25)	±(0.1%+25)
	6.0000kΩ/100uA	±(0.75%+30)	±(0.25%+30)
Features			
LCD Counts		60000	60000
Four-Wire Measurement		✓	✓
Wire Length Measurement		✓	✓
High/Low Limit Alarm		✓	✓
Data Storage		1000	1000
USB Data Transfer		✓	✓
Manual Range		✓	✓
Display Backlight		✓	✓
Low Battery Indication		✓	✓

GENERAL CHARACTERISTICS

Power	7.4V 4000mAh Lithium Battery
LCD Size	116mm × 87.5mm
Product Color	Red and Grey
Product Net Weight	1.5 Kg
Product Size	268mm × 168mm × 60mm
Standard Accessories	Kelvin Clips(Red&Black),Power Adaptor,USB Cable,Software CD
Standard Individual Packing	Gift Box, Carrying Bag, English Manual
Standard Quantity Per Carton	5 PCs
Standard Carton Measurement	390mm × 370mm × 285mm(0.041 CBM Per Standard Carton)
Standard Carton Gross Weight	11.5 Kg
Optional Accessories	Four-Wire Test Probes(Red&Black)×1



UT650 SERIES
Lamp Testers
 UT651A / UT651B



UL61010-1
 EN61010-1
 EN61010-2-030
 EN61326-1



■ UT651A



■ UT651B

SPECIFICATIONS



Specifications	Range	Best Accuracy	
		UT651A	UT651B
Model			
Test Voltage	Around 3000V	✓	✓
Test Frequency	68kHz~72kHz	✓	✓
Continuity Test	0~1kΩ	✓	✓
Features			
Extended Antenna			✓
Flashlight		✓	✓
LED Alarm		✓	✓
Buzzer Alarm		✓	✓
Low Battery Indication		✓	✓
Auto Power Off		✓	✓

GENERAL CHARACTERISTICS

Power	AAA 1.5V × 4
Product Color	Red and Grey
Product Net Weight	236.5 g
Product Size	220mm × 55mm × 30mm
Standard Accessories	Batteries
Standard Individual Packing	Gift Box, English Manual
Standard Quantity Per Carton	40 PCs
Standard Carton Measurement	265mm × 240mm × 485mm (0.031 CBM Per Standard Carton)
Standard Carton Gross Weight	11 Kg

NEW

CE EN 61326-1



■ **UT681A**

SPECIFICATIONS

Specifications	Best Accuracy
Model	UT681A
Toning Cable Location	✓
Port Blinking	✓
Cable ID	✓
Wire Sequence Scanning	✓
Loop Resistance Test	✓
Features	
Test Port	RJ-45 x1, RJ-11 x 1
Display	2.0 Inches LCD, 128×64
Language Version	Chinese operation menu
UTN-01 (Test Probe)	
Power	2 x AA Alkaline Battery or 2 x AA NiCd/NiMH Battery
Test Port	RJ-45 x1
User interface	LED x7
Weight	85g



■ **UTN-01**

GENERAL CHARACTERISTICS

Power	2 x AA Alkaline Battery
Product Color	Red and Grey
Product Net Weight	100g
Standard Accessories	Battery, Test Probe (UTN-01)
Standard Individual Packing	Gift Box, English Manual
Standard Quantity Per Carton	32pcs
Standard Carton Measurement	600x420x500mm (0.126 CBM Per Standard Carton)
Standard Carton Gross Weight	26.5kg



UT-D07A

- Bluetooth Adaptor
- Bluetooth 4.0 Communication Protocol
- Support ISO 6.0 or Above
- Support Android 4.0 or Above
- Support: UT71, UT171, UT181 Series Digital Multimeters
- Power by AAA Battery × 2



UT-B21A

- Magnetic Hanger
- Magnetic Strength: 2490 GS
- Adjustable Length Hanger Strip
- Support: UT139 Series Digital Multimeters



UT-L57A

- Alligator-Clip Test Cable
- Length of Test Cable: 5 meters
- Safety Category: CAT III 600V 10A
- Support: UT521, UT522 Earth Ground Testers



UT-L58A

- Alligator-Clip Test Cable
- Length of Test Cable: 10 meters
- Safety Category: CAT III 600V 10A
- Support: UT521, UT522 Earth Ground Testers



UT-L59A

- Alligator-Clip Test Cable
- Length of Test Cable: 20 meters
- Safety Category: CAT III 600V 10A
- Support: UT521, UT522, UT572 Earth Ground Testers



UT-L69A

- Earth Ground Test Cable
- Length of Test Cable: 40 meters
- Safety Category: CAT III 600V 10A
- Support: UT572 Earth Ground Testers



UT-C04

- Insulated Alligator Clip with Banana Type Jack;
- Alligator Clip Length: 82mm, Maximum Opening: 33mm;
- CAT III 1000V 10A




UT-C07

- Extendable Probe makes measurement more convenient;
- Standard banana interface could connect to multiple types of test lead adapters;
- CAT III 1000V, CAT IV 600V 5A



UT-L13

- Double Insulation, UL authenticated test cable, Ø4mm standard probe could connect to standard banana interface;
- Removable insulation cap is used for probe protection;
- Cable length: 1200mm, probe body length: 128mm, probe length: 18mm;
- CAT III 1000V 10A



UT-L23

- Double Insulation, CE authenticated, connector with protection cover, to ensure effective connectivity;
- 150 core, cable length: 1230mm, Probe Body Length: 130mm, Probe Length: 18mm;
- Temperature: 0°C~50°C
- CAT III 1000V, CAT IV 600V 10A




UT-D03

- Standard interface converter cable;
- Effective connection distance: 1000mm;
- No driver needed, applicable to convert connection between test leads and PC.



UT-D04

- Infrared USB Connection Cable, applicable to data transferring for bench-type and handheld PC;
- Effective connection distance: 1500mm;
- Applicable to UT71A, UT71B, UT71C, UT71D, UT71E, etc.



UT-T01

- Flat Plug Input, applicable to regular temperature measurement;
- Teflon coating insulation;
- Not applicable for liquid measurement;
- Accuracy: $\pm 0.75\%$
- Range: $-40^{\circ}\text{C} \sim 260^{\circ}\text{C}$ ($-40^{\circ}\text{F} \sim 500^{\circ}\text{F}$)



UT-T03

- For liquid and gel temperature measurement;
- Entire probe covered with metal coating for protection;
- Probe length: 180mm, Lead wire length: 1000mm;
- Range: $50^{\circ}\text{C} \sim 500^{\circ}\text{C}$ ($-50^{\circ}\text{F} \sim 1112^{\circ}\text{F}$)



UT-T04

- For food temperature measurement;
- Also for liquid and gel temperature measurement;
- Entire probe covered with metal coating protection;
- Probe length: 180mm, Lead wire length: 1000mm;
- Range: $-50^{\circ}\text{C} \sim 600^{\circ}\text{C}$ ($-50^{\circ}\text{F} \sim 1112^{\circ}\text{F}$)



UT-T05

- For air or gas temperature measurement;
- Thermocouple protected with stainless steel gas adjustment holes;
- Not applicable for liquid measurement;
- Probe length: 156mm, Lead wire length: 1000mm;
- Range: $-50^{\circ}\text{C} \sim 900^{\circ}\text{C}$ ($-50^{\circ}\text{F} \sim 1652^{\circ}\text{F}$)



UT-T06

- For flat or convex surface test; Applicable to hot roller and vessel surface temperature measurement;
- Probe length: 125mm, Lead wire length: 1000mm;
- Range: $-50^{\circ}\text{C} \sim 500^{\circ}\text{C}$ ($-50^{\circ}\text{F} \sim 932^{\circ}\text{F}$)



UT-T07

- For flat or convex surface test; Applicable to hot roller and vessel surface temperature measurement;
- Probe length: 200mm, Probe head is 90° curved, Lead wire length: 1000mm;
- Range: $-50^{\circ}\text{C} \sim 500^{\circ}\text{C}$ ($-50^{\circ}\text{F} \sim 932^{\circ}\text{F}$)



UT-H05

- Passive Probe (1:1/10:1)
- Bandwidth 200MHz
- Input Resistance 1×:1MΩ±2%, 10×:10MΩ±2%
- Input Capacitance 1×:85pF~115pF, 10×:18.5pF~22.5pF
- Compensation Range 15pF~30pF
- Operating Voltage 1×:300Vp-p, 10×:600Vp-p



UT-V23

- Passive Probe (100:1)
- Bandwidth 100MHz
- Input Resistance 100MΩ±2%
- Input Capacitance 4pF~6pF
- Compensation Range 10pF~35pF
- Operating Voltage 2000V DC+ACpk



UT-M03

- C/V Converter(4mA/40mA/400mA)
- Max input current 4mA range:10mA; 40mA range:100mA; 400mA range:1A



UT-U01

- Logic Analyser Probe(16 Channels)
- Bandwidth 20MHz
- Max input voltage: ±40Vpk
- Min voltage slew: 1.2Vpp



UT-M04

- C/V Converter(4A)
- Max input current:10A



UT-M07

- C/V Converter(10A)
- Max input current:10A
- For UTD1000L Series Only

UNI-T

© Copyright 2015 Uni-Trend Group Limited.
All rights reserved.

This product catalogue only highlight part of our products,
please browse our web site for other products details.

UNI-TREND TECHNOLOGY (CHINA) LIMITED

No 6. Gong Ye Bei 1st Road, Songshan Lake National High-Tech Industrial
Development Zone, Dongguang City, Guangdong Province, China

Post Code: 523 808

Tel: (86-769) 8572 3888 Fax: (86-769) 8572 5888

Email: info@uni-trend.com.cn

<http://www.uni-trend.com.cn>

UNI-TREND TECHNOLOGY (HONG KONG) LIMITED

Rm 901, 9/F, Nanyang Plaza, 57 Hung To Road, Kwun Tong,
Kowloon, Hong Kong

Tel: (852) 2950 9168 Fax: (852) 2950 9303

Email: info@uni-trend.com

<http://www.uni-trend.com.cn>

Specifications and other information shown on this product
catalogue are subject to change without notice.